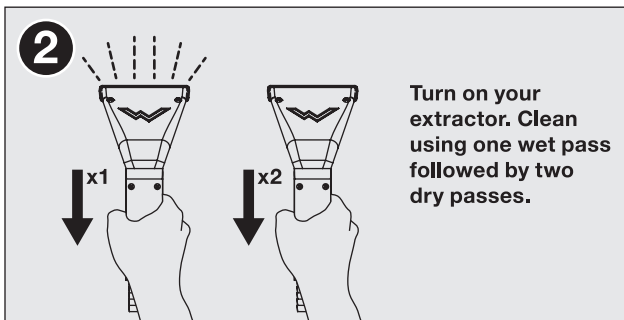
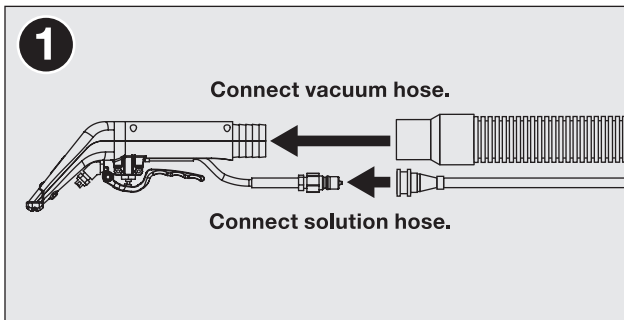


8400P Air Lite™ Upholstery Tool

How to Use



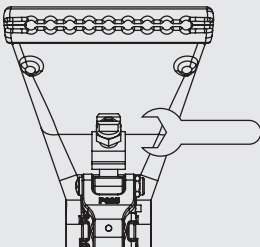
www.mytee.com

ADP-8400P 12/10/18

Maintenance Tips

- Clean the jet nozzle regularly using plastic bristle brushes and/or wooden and plastic knives. If cleaning is difficult, try soaking the jet nozzle in a mild solvent to loosen debris.
- Check the spray pattern for streakiness or non-uniformity. These can be signs that the jet nozzle is becoming worn. Replace the jet nozzle (part # B163) if necessary.

Removing the Jet Nozzle (part # B163)



The jet nozzle can be removed with a 1/2" wrench.

To install a new jet, apply Teflon tape or pipe sealant to the new jet's threads and thread into the brass elbow. Tighten with 1/2" wrench.