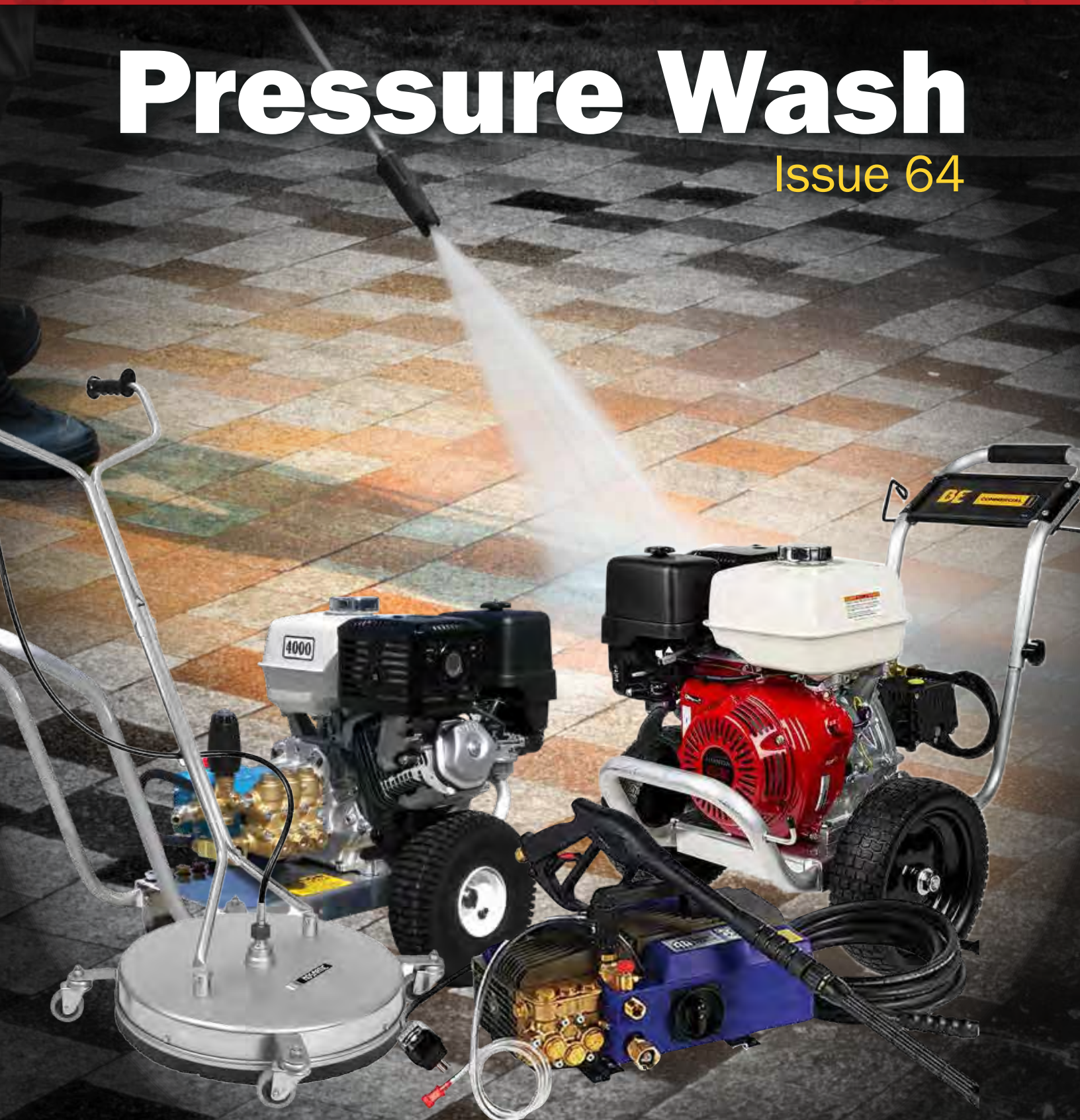


# **KLEEN-RITE** CORP.

**YOUR RELIABLE SUPPLIER FOR THE PRESSURE WASH INDUSTRY**

# Pressure Wash

Issue 64



Easy online ordering [PressureWasherSupplier.com](http://PressureWasherSupplier.com) • Toll free order line 800-233-3873





# SIMONIZ®

## INDUSTRIAL PRESSURE WASHING PRODUCTS



AVAILABLE AT

**KLEEN-RITE** CORP.  
YOUR RELIABLE SUPPLIER FOR THE PRESSURE WASH INDUSTRY





**CORPORATE OFFICE**

257 South 9th Street  
Columbia, PA 17512

**800-233-3873**

# **KLEEN-RITE** *CORP.*

**YOUR RELIABLE SUPPLIER FOR THE PRESSURE WASH INDUSTRY**



**MISSOURI**

2377 E Front Street  
Kansas City, MO 64120



**NEVADA**

4604 Industry Center Drive  
Las Vegas, NV 89115



**TEXAS**

1375 114th Street  
Grand Prairie, TX 75050



**PENNSYLVANIA**

860 Anderson Ferry Rd  
Mount Joy, PA 17552

## **4 LOCATIONS ENABLE US TO GET YOU YOUR NEEDED SUPPLIES AND PARTS FAST . . .**

We know that running a successful operation includes having a reliable supplier that can deliver you the replacement parts and supplies that you may need as fast as possible. When a piece of equipment fails, you need to get it back in working order quickly. That’s why we have 4 strategically located warehouse locations across the U.S., so we can get your orders out to you when you need them.

Operators across the country have come to rely on our extensive inventory, knowledgeable staff and quick turnaround time. Our goal is to always give you the “Best for Less” and to be “Your Reliable Supplier for the Pressure Wash Industry!”

**PICK UP CUSTOMERS:  
PLEASE CALL YOUR ORDER IN AHEAD OF TIME SO  
IT IS READY FOR PICK-UP WHEN YOU ARRIVE!**

**WARNING:** This publication is Kleen-Rite Corp. proprietary intellectual property and is protected under United States Copyright Laws. No part of this catalog including all text and graphical information and cover design, may be reproduced or transmitted in any form, by any means (electronic, photocopying, recording, or otherwise) without the prior written permission of a corporate officer of Kleen-Rite Corp. © 2021 Kleen-Rite Corp.



Proposition 65, known as the Safe Drinking Water and Toxic Enforcement Act of 1986, aims to protect drinking water sources and California citizens from exposure to chemicals known to cause cancer, birth defects, or other reproductive harm. The law requires people be informed about exposure to such chemicals. The State of California maintains and updates a list of chemicals known to cause cancer or reproductive toxicity. Consult the State of California to learn more. Businesses are required to give a clear and reasonable warnings before knowingly exposing anyone to a chemical above the listed levels. Warnings are commonly posted in businesses or public areas affected by chemicals. Often, business owners, hotel owners, apartment owners, and managers will post warning signs to notify tenants, guests, and employees of the presence of chemicals on the Proposition 65 list, such as pesticides, lead paint, or asbestos.

**PLEASE NOTE:** As manufacturers update their products, new components may be added and these components may fall under the Prop 65 act. As we obtain updated information it will be listed on our website. Please check kleenrite.com for the latest information on products.

**NOTE:** This information is a summary interpretation and was prepared as general reference material only. This summary is not authoritative as laws can be amended over time. For specific compliance requirements and updates, please refer to the actual code language and the statute or legal counsel at oehha.ca.gov/proposition-65.

# INTRODUCTION

Find great pressure washer deals on equipment and parts at Kleen-Rite! This catalog offers low distributor pricing on pressure washer hoses, pumps, and accessories. Kleen-Rite began operating as a family supply business in 1959, and continues to expand with hundreds of new products. Many of these new products include pressure washing guns, wands, nozzles, and much more. As the company grows, it is proud to stay in line with the vision of providing the equipment and supplies you need at the best possible prices.

Kleen-Rite's pressure washing catalog includes a large selection of surface cleaners, hose reels, and chemicals. You will find the top brands including Mosmatic, BE Pressure, General Pump, Giant, AR North America, and Pressure Pro. Professionals and serious consumers alike use Kleen-Rite's high-quality pressure washers and supplies for many different residential, prosumer, industrial, or commercial applications.

Sincerely,

*The folks at Kleen-Rite*

**KLEEN-RITE** CORP.  
YOUR RELIABLE SUPPLIER FOR THE CAR WASH INDUSTRY





# TABLE OF CONTENTS

<b>4</b>	<b>KITS</b>
<b>6</b>	<b>PRESSURE WASHERS</b>
<b>18</b>	<b>SOFT WASH</b>
<b>24</b>	<b>ATTACHMENTS</b>
<b>33</b>	<b>LANCES AND WANDS</b>
<b>47</b>	<b>NOZZLES AND SPRAY TIPS</b>
<b>56</b>	<b>HOSES AND REELS</b>
<b>63</b>	<b>FITTINGS, FILTERS, VALVES</b>
<b>69</b>	<b>SPRAY GUNS</b>
<b>74</b>	<b>UNLOADERS AND REGULATORS</b>
<b>83</b>	<b>SWIVELS</b>
<b>88</b>	<b>PUMPS AND PUMP KITS</b>
<b>103</b>	<b>SPILL KITS</b>
<b>104</b>	<b>CHEMICALS</b>
<b>108</b>	<b>TOWELS</b>
<b>112</b>	<b>SAFETY ITEMS</b>



**Pressure wash with**  
***KLEEN-RITE*** CORP.  
**YOUR RELIABLE SUPPLIER FOR THE DETAILING INDUSTRY**



## GUN KITS

**KLEEN-RITE CORP.**

Swapping out a new spray gun, hose, wand and couplings has never been easier with this handy all inclusive bundle pack. Everything needed in one convenient pack.



### SPRAY GUN KIT

KLEEN-RITE

#### KIT INCLUDES:

- 1 - Non-Weep Trigger Spray Gun
- 1 - 36" Zinc Plated Spray Wand
- 1 - 50' of 3/8" Wire Braid HP Hose
- 1 - 1/4" F Quick Disconnect Socket
- 1 - 3/8" F Quick Disconnect Socket
- 1 - 3/8" Quick Disconnect M Plug
- 1 - 3/8" Quick Disconnect F Plug

**\$163.28** KRK3150

**NON-WEEP**

**SUTTNER**

## SPRAY TIP KITS



### POWER WASH QUICK CONNECT SPRAY TIP KIT

SUTTNER

#### INCLUDES:

- (1) 400000D45 SZ 4.5 - Red
- (1) 400002545 SZ 4.5 - Green
- (1) 4000S6540 SZ 4.0 - Black
- (1) 400001545 SZ 4.5 - Yellow
- (1) 400004045 SZ 4.5 - White

**\$14.87** KRK3000

**KLEEN-RITE CORP.**

## HOSE KITS



### M22 GARDEN HOSE KIT

KLEEN-RITE

#### KIT INCLUDES:

- 1 - D10035 quick connect coupler - 3/8" with M22 male end
- 1 - D10037 quick connect plug - 3/8" with M22 female end

**\$8.01** KRK3104



### NPT HIGH-PRESSURE HOSE KIT

KLEEN-RITE

#### KIT INCLUDES:

- 1 - D11008 quick disconnect - 3/8" female plug
- 1 - D10004 quick disconnect - 3/8" male socket

**\$5.40** KRK3106

**KLEEN-RITE CORP.**

## QUICK CONNECT TIPS

### ULTIMATE 3/8" KIT FOR M22

KLEEN-RITE



- 2 - GPP10035 - 3/8" Quick Connect Coupler - M22 Male End
- 2 - GPP10037 - 3/8" Snap Coupler - M22 Female End
- 2 - GPP10010 - Quick Connect 3/4" Garden Hose x 1/2" QDM Assembly Coupler

**\$26.80** KRK3100

### ULTIMATE 3/8" KIT FOR NPT

KLEEN-RITE



#### INCLUDES:

- 1 - HF0350 - 1/4" Female Socket - Brass
- 1 - HF0370 - 3/8" Female Plug - Zinc
- 1 - HF0371 - 3/8" Male Plug - Zinc Coated Steel
- 1 - HF0372 - 3/8" Male Socket - Brass
- 1 - HF0373 - 3/8" Female Socket - Brass

**\$16.10** KRK3102



## PUMP REPAIR KITS



### REPAIR KIT FOR CAT PUMPS 310

KLEEN-RITE

- **SERVICES 310, 310B, 310S, 340, 350**
- (1) 36H993 Nitrile Coated Gloves - Large
- (1) 6100 Cat Oil - 21 oz. Bottle
- (1) **30623 CAT SEAL KIT**
  - (3) 43307 Seal, HPS w/S-NBR
  - (3) 43305 Seal, LPS w/S-Spg-NBR
  - (3) 14200 O-Ring, Seal Case-NBR
  - (3) 17399 O-Ring, Ret, Plgr-NBR
  - (3) 43302 Wick, Long Tab
- (2) **30821 CAT VALVE KIT**
  - (3) 44565 Retainer, Spring-PVDF
  - (3) 43750 Spring-S
  - (3) 43723 Valve-S
  - (3) 43725 Seat-S
  - (3) 43358 O-Ring, Seat-70D-NBR
  - (3) 48361 Back-Up Ring, Seat-D
  - (3) 17615 O-Ring, Valve Plug-75D-NBR

**\$256.07** KRK2101



### REPAIR KIT FOR CAT PUMPS 5CP2120W

KLEEN-RITE

- **KIT WILL SERVICE 5CP2120W PUMPS**
- Seals, valves, and oil are genuine Cat Pumps replacement parts
- (2) 30821 Valve Kits
  - (1) 33628 Seal Kit
- (1) 6100 Cat Oil - 21 oz. Bottle
  - (1) 36H993 Nitrile Coated Gloves - Large

**\$261.62** KRK2102



### REPAIR KIT FOR GENERAL PUMP EZ3040G

KLEEN-RITE KITS

- **KIT WILL SERVICE EZ3040G PUMPS**
- Packing assemblies, valves, and oil are genuine General Pump replacement parts
- (1) K88 Seal Kit
  - (1) K123 Valve Kit
- (1) 100216 16 oz. General Pumps Oil
  - (1) 36H993 Nitrile Coated Gloves - Large

**\$85.72** KRK2201



### REPAIR KIT FOR GENERAL PUMP EZ4040G

KLEEN-RITE KITS

- **KIT WILL SERVICE EZ4040G PUMPS**
- Packing assemblies, valves, and oil are genuine General Pump replacement parts
- (1) K153 Seal Kit
  - (1) K123 Valve Kit
- (1) 100216 16 oz. General Pumps Oil
  - (1) 36H993 Nitrile Coated Gloves - Large

**\$135.17** KRK2202



### REPAIR KIT FOR GENERAL PUMP TS1511 & TS2021

KLEEN-RITE KITS

- **KIT WILL SERVICE TS1511 & TS2021 PUMPS**
- Packing assemblies, valves, and oil are genuine General Pump replacement parts
- (1) K69 Packing Kit
  - (1) K01 Valve Kit
- (3) 100216 16 oz. General Pumps Oil
  - (1) 36H993 Nitrile Coated Gloves - Large

**\$101.14** KRK2203



### REPAIR KIT FOR GENERAL PUMP TS1511 & TS2021 WITH BRASS

KLEEN-RITE KITS

- **KIT WILL SERVICE TS1511 & TS2021 PUMPS WITH BRASS**
- Packing assemblies, valves, and oil are genuine General Pump replacement parts
- (3) K28 Packing Kit
  - (1) K01 Valve Kit
- (3) 100216 16 oz. General Pumps Oil
  - (1) 36H993 Nitrile Coated Gloves - Large

**\$123.75** KRK2204



## HOT WATER



### 4230-20G1 HOT SHOT PRESSURE WASHER

PRESSURE-PRO

**SPECIFICATIONS:**

- **FLOW:** 4 GPM
- **MAX PRESSURE:** 2000 PSI
- **PHASE:** Single
- **HP:** 6
- **MOTOR:** 184TBDR17031 230V Marathon
- **PUMP:** EZ2542E Direct Drive General Pump

**STANDARD ACCESSORIES:**

- Gun/wand assembly with insulated grip and quick connects
- 50' high pressure hose w/quick connects
- Maxi-FLO 20% Chem. Inj. w/QC's
- 4 color-coded QC spray nozzles

**\$5,464.19** PW6020



### 4230VB-20G1 HOT SHOT PRESSURE WASHER

PRESSURE-PRO

**SPECIFICATIONS:**

- **FLOW:** 4 GPM
- **MAX PRESSURE:** 2000 PSI
- **PHASE:** Single
- **HP:** 5
- **MOTOR:** L3608TM 230V Baldor Motor
- **PUMP:** EZ3040S Belt Drive General Pump

**STANDARD ACCESSORIES:**

- Gun/wand assembly with insulated grip and quick connects
- 50' high pressure hose w/quick connects
- Maxi-FLO 20% Chem. Inj. w/QCs
- 4 color-coded QC spray nozzles

**\$5,464.19** PW6030



### HBS115-60 HOT BOX WATER HEATER

PRESSURE-PRO

**SPECIFICATIONS:**

- **FLOW:** 6 GPM
- **MAX PRESSURE:** 4000 PSI
- **NOTE:** 110V Diesel Heater. These models are to be used in conjunction with an existing pressure washer. High-pressure jumper hose with quick connections required (not included).

**STANDARD ACCESSORIES:**

- Super efficient schedule 80 coil with stainless steel coil wrap
- 8 gallon poly diesel fuel tank with fuel filter
- Reliable Beckett burners
- Adjustable thermostat temperature control
- Safety pressure relief valve
- 35' cord with GFCI on 115 volt models
- Deliver 120-130°F rise in temperature

**\$2,876.72** PW6050



### Hot or Cold Pressure Washers - is one type better? If so, which one? Do they have specific uses?

Cold water pressure washers are ideal for removing dirt. If the work you're doing is just blasting off dirt, mold, and other crud, cold is just fine. It's efficient for high-volume pressure washing. However, if the surface you are cleaning is mixed with oil or grease, a cold-water pressure washer won't clean as well as a hot water pressure washer.

Hot water with soap cuts through the grease and oil in no time when you're washing dishes – and the same applies to cleaning with a pressure washer. If oil or grease is present in any form, you will need a hot water pressure washer to remove it quickly. Hot water pressure washers will also clean anything a cold-water pressure washer will, faster – but often with a cost trade-off for the unit, as well as requiring more fuel or electricity to run the extra heating components.

So consider what you need your washer for, and how it works with your budget. For some, a hot water power washer may be overkill. For others, it may be the perfect choice!

## COLD WATER

### EAGLE SERIES DIRECT DRIVE PRESSURE WASHERS

PRESSURE-PRO



PW6070

**SPECIFICATIONS:**

- **FLOW:** 2 GPM
- **MAX PRESSURE:** 1500 PSI
- **PHASE:** Single
- **HP:** 2
- **MOTOR:** K615 115V Marathon

**STANDARD ACCESSORIES:**

- Gun/wand assembly with insulated grip and quick connects
- 50' high pressure hose w/quick connects
- Chemical injector assembly with quick connects.
- 4 color coded QC spray nozzles
- 1 color coded QC chemical nozzle

PRICE	KR #	MFG SERIES	PUMP
<b>\$1,176.86</b>	<b>PW6060</b>	EE2015A	RCV2G25E-F8 AR North America
<b>\$1,170.54</b>	<b>PW6070</b>	EE2015G	TT9061EBFL General Pump

### WALL MOUNTED EAGLE SERIES DIRECT DRIVE PRESSURE WASHERS

PRESSURE-PRO



PW6100

**SPECIFICATIONS:**

- **FLOW:** Varies - see specific model
- **MAX PRESSURE:** Varies - see specific model
- **PHASE:** Single
- **HP:** Varies - see specific model
- **MOTOR:** Varies - see specific model

**STANDARD ACCESSORIES:**

- Gun/wand assembly with insulated grip and quick connects
- 50' high pressure hose w/quick connects
- Chemical injector assembly with quick connects.
- 4 color coded QC spray nozzles
- 1 color coded QC chemical nozzle

PRICE	KR #	MFG SERIES	PUMP	MOTOR	HP	PH	PSI	GPM
<b>\$1,228.38</b>	<b>PW6100</b>	WM/EE2015G	TT9061EBF General Pump	K615 115V Marathon Motor	2	1	1500	2
<b>\$1,533.80</b>	<b>PW6110</b>	WM/EE2015C.3	2SFX20ES.3 Cat Pump	K615 115V Marathon Motor	2	1	1500	1
<b>\$1,633.97</b>	<b>PW6260</b>	WM/EE3015G	TT9071EBFL General Pump	K618 230V Marathon Motor	3	1	1500	3

### EAGLE SERIES PRESSURE WASHER WITH AUTO START/STOP

PRESSURE-PRO



**SPECIFICATIONS:**

- **FLOW:** 3 GPM
- **MAX PRESSURE:** 3000 PSI
- **PHASE:** Single
- **HP:** 6
- **MOTOR:** 184TBDR17031 230V Marathon
- **PUMP:** RRA3G30E-F17 AR North America Pump

**STANDARD ACCESSORIES:**

- 12' cord without plug
- 50' 3/8" diameter quick-connect hose
- Professional quick-connect spray gun and single wand
- 5 quick-connect spray tips

<b>\$2,896.37</b>	<b>PW6350-AS</b>
-------------------	------------------

### EAGLE SERIES WALL MOUNTED PRESSURE WASHERS

PRESSURE-PRO



**SPECIFICATIONS:**

- **FLOW:** 4 GPM
- **MAX PRESSURE:** 2000 PSI
- **PHASE:** Single
- **MOTOR:** 184TBDR17031 230V Marathon
- **PUMP:** E22542EL General Pump

**STANDARD ACCESSORIES:**

- Gun/wand assembly w/quick connects
- 50' high pressure hose w/quick connects
- Chemical injector assembly w/quick connects
- 4 color-coded QC spray nozzles
- 1 color-coded QC chemical nozzle

PRICE	KR #	DESCP.
<b>\$2,385.31</b>	<b>PW6310</b>	Standard
<b>\$2,867.24</b>	<b>PW6310-AS</b>	Auto Start/Stop



## COLD WATER



### EAGLE SERIES PRESSURE WASHER WITH AUTO START/STOP PRESSURE-PRO



#### SPECIFICATIONS:

- **FLOW:** 3.5 GPM
- **MAX PRESSURE:** 4000 PSI
- **PHASE:** Single
- **HP:** 10
- **MOTOR:** 215TBDW17029 230V Marathon Motor
- **PUMP:** RKA35G40HE-F17 AR North America Pump

#### STANDARD ACCESSORIES:

- Gun/wand assembly w/quick connects
- 50' high pressure hose w/quick connects
- Chemical injector assembly w/quick connects
- 4 color-coded QC spray nozzles
- 1 color-coded QC chemical nozzle

**\$3,542.10** PW6355-AS



### EAGLE SERIES PRESSURE WASHER WITH AUTO START/STOP PRESSURE-PRO



#### SPECIFICATIONS:

- **FLOW:** 2 GPM
- **MAX PRESSURE:** 1500 PSI
- **PHASE:** Single
- **HP:** 2
- **MOTOR:** K615 115V Marathon Motor
- **PUMP:** ET1504E34L General Pump

#### STANDARD ACCESSORIES:

- Gun/wand assembly w/quick connects
- 50' high pressure hose w/quick connects
- Chemical injector assembly w/quick connects
- 4 color-coded QC spray nozzles
- 1 color-coded QC chemical nozzle

**\$1,586.60** PW6360-AS



### BLUE CLEAN S-LINE COLD WATER PRESSURE WASHER AR NORTH AMERICA



#### SPECIFICATIONS:

- **FLOW:** 1.4 GPM
- **MAX PRESSURE:** 2050 PSI
- **HP:** 1.5
- **PHASE:** Single
- **MOTOR:** 120V Universal
- **PUMP:** Tri-Axial

#### STANDARD ACCESSORIES:

- 25' long, 1/4" diameter hose with M22 hose & spray gun connection
- Single residential grade wand and turbo nozzle included
- 4 quick connect tips
- On-board removable detergent tank - 25 oz. capacity
- 2 NeverFlat cart wheels
- Multi-use: on cart, hand-held or wall mount
- 35' power cord with auto-reset

**\$438.68** AR2N1

# SAVE ON PRESSURE WASH SUPPLIES WITH KLEEN-RITE!

**Don't overpay for your key supplies again! Shop online anytime or give us a call to see how our products and pricing can work for you.**

## COLD WATER



### B205EA PRESSURE WASHER

BE PRESSURE

**SPECIFICATIONS:**

- **FLOW:** 3½ GPM
- **MAX. PRESSURE:** 2000 PSI
- **HP:** 5
- **PHASE:** Single
- **ENGINE:** 220V Baldor Electric
- **PUMP:** AR North America

**STANDARD ACCESSORIES/FEATURES:**

- 36" spray lance insulated grip
- 50' high pressure hose, 3/8" hose
- Low pressure chemical injector
- 12" pneumatic tires
- Power cord, plug and switch **NOT INCLUDED - needs to be hard-wired by an electrician!**

**\$1,222.90**    **PWE5352AR**



### B153EA PRESSURE WASHER

BE PRESSURE

**SPECIFICATIONS:**

- **FLOW:** 3 GPM
- **MAX. PRESSURE:** 1500 PSI
- **HP:** 3
- **PHASE:** Single
- **ENGINE:** 240V Baldor Electric
- **PUMP:** AR North America Triplex JRV2G25E

**STANDARD ACCESSORIES/FEATURES:**

- 4 quick-connect nozzles
- Rear entry spray gun w/ easy 3/8" quick connector
- 36" spray lance insulated grip
- 50' high pressure hose, 3/8" hose
- Low pressure chemical injector
- 12" flat free
- 6.5', 12 gauge power cord for motor

**\$948.67**    **PWH332COM**



### PE-1520EW1A PRESSURE WASHER

BE PRESSURE

**SPECIFICATIONS:**

- **FLOW:** 2 GPM
- **MAX. PRESSURE:** 1500 PSI
- **HP:** 2
- **PHASE:** Single
- **ENGINE:** 120V Baldor
- **PUMP:** AR North America Triplex JRV2G25E

**STANDARD ACCESSORIES/FEATURES:**

- Triplex pump with Chemical Injector and built-in Unloader
- 25' High Pressure Hose
- Split Wand Assembly with Gun
- 0°, 15°, 40°, and Chemical Quick Connect Nozzles
- 10" Flat Free Tires

**\$946.31**    **PWE2215AR**



### X-2050FW1A WALL MOUNTED PRESSURE WASHER

BE PRESSURE

**SPECIFICATIONS:**

- **FLOW:** 4 GPM
- **MAX. PRESSURE:** 2000 PSI
- **HP:** 5
- **PHASE:** Single
- **ENGINE:** 230V Baldor Electric
- **PUMP:** AR RRA35G30E Triplex

**STANDARD ACCESSORIES/FEATURES:**

- Low pressure chemical injector
- 50' high pressure steel braided hose
- 36" Gun, wand, and couplings
- Automatic shutdown system

**\$2,470.53**    **PWE542COM**

**WALL MOUNTED**





## COLD WATER - HANDHELD

### BLUE CLEAN AR630 COLD WATER PRESSURE WASHER

AR NORTH AMERICA

#### SPECIFICATIONS:

- **FLOW:** 2.1 GPM
- **MAX PRESSURE:** 1900 PSI
- **HP:** 2
- **PHASE:** Single
- **MOTOR:** 120V Universal Induction
- **PUMP:** Triplex Plunger

#### STANDARD ACCESSORIES/FEATURES:

- Built-in detergent suction
- 25' rubber hose (1/4" diameter)
- M22 hose connection
- Professional grade threaded spray gun and adjustable wand
- 20' power cord with GFCI plug

**\$724.46** AR630

### BLUE CLEAN AR610 COLD WATER PRESSURE WASHER

AR NORTH AMERICA

#### SPECIFICATIONS:

- **FLOW:** 1.9 GPM
- **MAX PRESSURE:** 1350 PSI
- **PHASE:** Single
- **HP:** 1.7
- **MOTOR:** 120V Universal
- **PUMP:** Triplex Plunger

#### STANDARD ACCESSORIES/FEATURES:

- 25' rubber hose (1/4" M22)
- Threaded adjustable spray gun wand
- Adjustable pressure
- Single detergent tank
- 35' GFCI power cord

**\$562.23** AR610

### BLUE CLEAN AR620 COLD WATER PRESSURE WASHER

AR NORTH AMERICA

#### SPECIFICATIONS:

- **FLOW:** 2.1 GPM
- **MAX PRESSURE:** 1900 PSI
- **HP:** 2
- **PHASE:** Single
- **MOTOR:** 120V Universal
- **PUMP:** Triplex Plunger

#### STANDARD ACCESSORIES/FEATURES:

- 25' rubber hose (3/8" M22)
- Threaded adjustable spray gun wand
- Vario-jet spray tips
- Adjustable pressure
- Single detergent tank
- 20' GFCI power cord

**\$691.04** AR620

Since 1959, Kleen-Rite has been providing high quality products and personalized service to countless satisfied business owners. Whether you are starting a new power washing company, or have been in the business for decades like us, we're here to help!

Our fully trained staff is ready to assist you in choosing the best products for your operation. We offer year-round low pricing on equipment, supplies, soaps, and more - so you can save money on every order.

## COLD WATER - HANDHELD

### EAGLE SERIES PRESSURE WASHERS

PRESSURE-PRO



#### SPECIFICATIONS:

- **FLOW:** Varies - see specific model
- **MAX PRESSURE:** Varies - see specific model
- **PHASE:** Single
- **MOTOR:** Varies - see specific model

#### STANDARD ACCESSORIES:

- 50' wire-reinforced quick-connect hose (3/8")
- Quick-connect single wand spray gun
- 5 quick-connect tips
- 36' GFCI power cord

PRICE	KR #	MFG SERIES	DESCP.	PUMP	MOTOR	PSI	GPM
<b>\$1,048.70</b>	<b>PW6305</b>	HC/EE2015G	Standard	TT9061EBFL GP Triplex Plunger	Single Phase K615 Marathon	1500	2
<b>\$1,421.44</b>	<b>PW6305-AS</b>	HC/EE2015G-ASS	Auto Start/Stop				
<b>\$1,197.52</b>	<b>PW6300</b>	HC/EE2012G	Standard	TT9061EBFL GP Triplex Plunger	Single Phase K612 Marathon	1200	2
<b>\$1,390.30</b>	<b>PW6300-AS</b>	HC/EE2012G-ASS	Auto Start/Stop				

### TURBO 21 BOXJET HAND CARRY PRESSURE WASHER

GENERAL PUMP



#### SPECIFICATIONS:

- **FLOW:** 2.1 GPM
- **MAX PRESSURE:** 1000 PSI
- **HP:** 1.5
- **PHASE:** Single
- **MOTOR:** 120V Induction
- **PUMP:** Axial Cam General Pump

#### STANDARD ACCESSORIES/FEATURES:

- Adjustable spray from pencil point to 45°
- Adjustable pressure
- 25' hose
- 35' cord

**\$826.31**    **GPPU1021B**

## WARM WATER - HANDHELD

### AR630 BLUE CLEAN PRESSURE WASHER

AR NORTH AMERICA



#### SPECIFICATIONS:

- **FLOW:** 2.1 GPM
- **MAX PRESSURE:** 1900 PSI
- **HP:** 2
- **PHASE:** Single
- **MOTOR:** 115V Induction
- **PUMP:** Triplex Pump

#### STANDARD ACCESSORIES/FEATURES:

- Adjustable detergent injection
- 25' rubber hose (1/4" diameter)
- M22 hose connection with garden hose adapter
- Includes professional grade threaded spray gun and split lance
- 3' chemical pickup hose with filter
- Hand-carry design

**\$796.71**    **AR630TH**

### AR630 BLUE CLEAN PRESSURE WASHER

AR NORTH AMERICA



#### SPECIFICATIONS:

- **FLOW:** 2.1 GPM
- **MAX PRESSURE:** 1900 PSI
- **HP:** 2
- **PHASE:** Single
- **MOTOR:** 115V Induction
- **PUMP:** Triplex Pump

#### STANDARD ACCESSORIES/FEATURES:

- 15' GFCI power cord
- Adjustable pressure
- Siphon tube
- 25' rubber hose (1/4" M22)
- Threaded adjustable spray gun wand

**\$896.72**    **AR630H**



## HOT WATER

### 6012PRO-20G PRO-SUPER SKID SERIES PRESSURE WASHER

PRESSURE-PRO

**SPECIFICATIONS:**

- **FLOW:** 5.5 GPM
- **MAX PRESSURE:** 3500 PSI
- **PUMP:** General Pump HP5535 Triplex Plunger
- **HP:** Varies - See Specific Models Below
- **ENGINE:** Varies - See Specific Models Below

**STANDARD ACCESSORIES:**

- Gun/wand assembly with insulated grip and QCs
- 50' high pressure hose w/quick connects
- Maxi-Flo 20% chemical injector assembly with QCs
- 4 color-coded QC spray nozzles

PRICE	KR #	MFG SERIES	ENGINE	HP
<b>\$7,849.04</b>	<b>PW6270</b>	6012PRO-20G	12V Honda GX630	20
<b>\$6,915.41</b>	<b>PW6000</b>	6012PRO-20G-V	12V Vanguard	18

### 6012PRO-10G PRO-SUPER SKID SERIES PRESSURE WASHER

PRESSURE-PRO

**SPECIFICATIONS:**

- **FLOW:** 5.5 GPM
- **MAX PRESSURE:** 4000 PSI
- **PUMP:** General Pump TSP1821
- **ENGINE:** Varies - See Specific Models Below

**STANDARD ACCESSORIES:**

- Gun/wand assembly with insulated grip and QCs
- 50' high pressure hose w/quick connects
- Maxi-Flo 20% chemical injector assembly with QCs
- 4 color-coded QC spray nozzles
- 1 color-coded QC chemical nozzle

**\*\* Please note: This item has a 15 gallon poly fuel tank - non carb evaporative compliant that is not suitable for use in the state of California. \*\***

PRICE	KR #	MFG SERIES	ENGINE
<b>\$7,987.99</b>	<b>PW6470</b>	6012PRO-10G	Honda GC630
<b>\$8,824.96</b>	<b>PW6472</b>	6115PRO-10G	Honda GX690

### 5012PRO-10C PRO-SUPER SKID SERIES PRESSURE WASHER

PRESSURE-PRO

**SPECIFICATIONS:**

- **FLOW:** 5 GPM
- **MAX PRESSURE:** Varies - See Specific Models Below
- **PUMP:** Varies - See Specific Models Below
- **ENGINE:** Varies - See Specific Models Below

**STANDARD ACCESSORIES:**

- Gun/wand assembly with insulated grip and QCs
- 50' high pressure hose w/quick connects
- Maxi-Flo 20% chemical injector assembly with QCs
- 4 color-coded QC spray nozzles
- 1 color-coded QC chemical nozzle

**\*\* Please note: This item has a 15 gallon poly fuel tank - non carb evaporative compliant that is not suitable for use in the state of California. \*\***

PRICE	KR #	MFG SERIES	PUMP	ENGINE	PSI
<b>\$6,508.79</b>	<b>PW6474</b>	5012PRO-10C	CAT 5PP3140	Honda GX390	3000
<b>\$8,203.51</b>	<b>PW6478</b>	5012PRO-35C	CAT 5CP3120CSS	Honda GX630	3500

### 8012PRO-35HG PRO-SUPER SKID SERIES PRESSURE WASHER

PRESSURE-PRO

**SPECIFICATIONS:**

- **FLOW:** 8 GPM
- **MAX PRESSURE:** 3500 PSI
- **PUMP:** TSF2021 General Pump
- **ENGINE:** Honda GX690

**STANDARD ACCESSORIES:**

- Gun/wand assembly with insulated grip and QCs
- 50' high pressure hose w/quick connects
- Maxi-Flo 20% chemical injector assembly with QCs
- 4 color-coded QC spray nozzles
- 1 color-coded QC chemical nozzle

**\*\* Please note: This item has a 15 gallon poly fuel tank - non carb evaporative compliant that is not suitable for use in the state of California. \*\***

<b>\$9,064.71</b>	<b>PW6476</b>
-------------------	---------------

### 4012-10 HOT SHOT SERIES PRESSURE WASHER

PRESSURE-PRO

**SPECIFICATIONS:**

- **FLOW:** 4 GPM
- **MAX PRESSURE:** 4000 PSI
- **PUMP:** Varies - See Specific Models Below
- **ENGINE:** 12V Honda GX390

**STANDARD ACCESSORIES:**

- Gun/wand assembly with insulated grip and QCs
- 50' high pressure hose w/quick connects
- Maxi-Flo 20% chemical injector assembly with QCs
- 4 color-coded QC spray nozzles
- 1 color-coded QC chemical nozzle

PRICE	KR #	MFG SERIES	PUMP
<b>\$5,017.48</b>	<b>PW6250</b>	4012-10G	General EZ4040G Direct Drive
<b>\$5,583.76</b>	<b>PW6460</b>	4012-10C	CAT 66PPX40GG1



PW6270



PW6470



PW6474



PW6250



## COLD WATER

### EAGLE E4040H DIRECT DRIVE PRESSURE WASHER

PRESSURE-PRO

**SPECIFICATIONS:**

- **FLOW:** 4 GPM
- **MAX PRESSURE:** 4000 PSI
- **PUMP:** Varies, see specific model
- **ENGINE:** Honda GX390

**STANDARD ACCESSORIES:**

- Gun/wand assembly with insulated grip and quick connects
- 50' high pressure hose w/quick connects
- Chemical injector
- 4 color coded QC spray nozzles
- 1 color coded QC chemical nozzle



PW6170

PRICE	KR #	MFG SERIES	DESCRIPTION
<b>\$1,432.72</b>	<b>PW6150</b>	E4040HA	RRV4G40D-F24 AR North America Pump
<b>\$1,668.13</b>	<b>PW6160</b>	E4040HG	EZ4040G General Pump
<b>\$1,771.16</b>	<b>PW6170</b>	E4042HC-20	66DX40G1 Cat Pump

### EAGLE EB4040HC BELT DRIVE PRESSURE WASHER

PRESSURE-PRO

**SPECIFICATIONS:**

- **FLOW:** 4 GPM
- **MAX PRESSURE:** 4000 PSI
- **PUMP:** Varies, see specific model
- **ENGINE:** Honda GX390

**STANDARD ACCESSORIES:**

- Gun/wand assembly w/quick connects
- 50' high pressure hose w/quick connects
- Chemical injector
- 4 color-coded QC spray nozzles
- 1 color-coded QC chemical nozzle



PW6200

PRICE	KR #	MFG SERIES	PUMP
<b>\$2,211.73</b>	<b>PW6200</b>	EB4040HC	5PP3140 CAT Triplex Plunger Pump
<b>\$1,912.41</b>	<b>PW6190</b>	EB4040HG	HP4040 General Pump
<b>\$1,829.82</b>	<b>PW6180</b>	E4040HA	RKA4G40 AR North America Pump

### EAGLE 3027HG DIRECT DRIVE PRESSURE WASHER

PRESSURE-PRO

**SPECIFICATIONS:**

- **FLOW:** 3 GPM
- **MAX PRESSURE:** 2700 PSI
- **HP:** 6.5
- **PUMP:** Varies, see specific model
- **ENGINE:** Honda GX200

**STANDARD ACCESSORIES:**

- Gun/wand assembly w/quick connects
- 50' high pressure hose w/quick connects
- Chemical injector
- 4 color-coded QC spray nozzles
- 1 color-coded QC chemical nozzle



PW6230

PRICE	KR #	MFG SERIES	PUMP
<b>\$1,096.99</b>	<b>PW6230</b>	E3027HG	TP2530J34 General Pump
<b>\$1,050.96</b>	<b>PW6225</b>	E3027HC	4PPX30GSI CAT Triplex Plunger Pump

### PRO POWER PPS3030HCI PRESSURE WASHER

PRESSURE-PRO

**SPECIFICATIONS:**

- **FLOW:** 3 GPM
- **MAX PRESSURE:** 3000 PSI
- **PUMP:** 4PPX30GSI CAT Triplex Plunger Pump
- **ENGINE:** Honda GC190

**STANDARD ACCESSORIES:**

- Gun/wand assembly
- 25' hose with couplers
- Chemical injector
- 3 color-coded QC spray nozzles
- 1 color-coded QC chemical nozzle



**\$850.15**    **PW6400**

### E4040HC EAGLE SERIES PRESSURE WASHER WITH ELECTRIC START

PRESSURE-PRO

**SPECIFICATIONS:**

- **FLOW:** 4 GPM
- **MAX PRESSURE:** 4000 PSI
- **PUMP:** 66PX40GG1 CAT Pump
- **ENGINE:** Honda GX390

**STANDARD ACCESSORIES:**

- Gun/wand assembly
- 50' high pressure hose with quick connects
- Chemical injector
- 4 color-coded QC spray nozzles
- 1 color-coded QC chemical nozzle



**\$2,210.67**    **PW6450-E**



## COLD WATER

New!



### SW1165HC GAS SOFT WASH SYSTEM

BE PRESSURE

#### SPECIFICATIONS:

- **FLOW:** 11 GPM
- **MAX. PRESSURE:** 300 PSI
- **INLET/OUTLET:** 1"/.75"
- **ENGINE:** 196cc Honda GX200
- **PUMP:** Comet P40 diaphragm pump

#### STANDARD ACCESSORIES/FEATURES:

- Maximum Fluid Temperature: 140° F
- Stainless steel frame with anti-vibration rubber feet
- Perfect for gentle cleaning needs on delicate roof and wood surfaces

**\$1,367.86**

**SW1165HC**

New!



### PE-4013HWPAGEN GAS PRESSURE WASHER

BE PRESSURE

#### SPECIFICATIONS:

- **FLOW:** 4 GPM
- **MAX. PRESSURE:** 4,000 PSI
- **HP:** 13
- **ENGINE:** 389cc Honda GX390
- **PUMP:** General EZ4040G Triplex Pump

#### STANDARD ACCESSORIES/FEATURES:

- 50' high-pressure hose
- Industrial grade spray gun
- Low pressure chemical injector
- 4 quick-connect nozzles: 0°, 15°, 40°, Soaper
- 12" flat free tires

**\$1,225.00**

**PWH1344AGEN**

New!



### B4013HABG GAS PRESSURE WASHER

BE PRESSURE

#### SPECIFICATIONS:

- **FLOW:** 4 GPM
- **MAX. PRESSURE:** 4000 PSI
- **HP:** 13
- **ENGINE:** 389cc Honda GX390
- **PUMP:** General TSS1511 Triplex Pump

#### STANDARD ACCESSORIES/FEATURES:

- 50' high-pressure hose
- Industrial grade spray gun
- Low pressure chemical injector
- 4 quick-connect nozzles: 0°, 15°, 40°, Soaper
- 12" flat free tires

**\$1,665.48**

**B4013HABG**

New!



### B4014KABG GAS PRESSURE WASHER

BE PRESSURE

#### SPECIFICATIONS:

- **FLOW:** 4 GPM
- **MAX. PRESSURE:** 4000 PSI
- **HP:** 11
- **ENGINE:** 429cc Kohler CH440
- **PUMP:** General TSS1511 Triplex Pump

#### STANDARD ACCESSORIES/FEATURES:

- 50' high-pressure hose
- Industrial grade spray gun
- Low pressure chemical injector
- 4 quick-connect nozzles: 0°, 15°, 40°, Soaper
- 12" flat free tires

**\$1,629.76**

**B4014KABG**

## COLD WATER

New!



### B4014VABG GAS PRESSURE WASHER

BE PRESSURE

**SPECIFICATIONS:**

- **FLOW:** 4 GPM
- **MAX. PRESSURE:** 4,000 PSI
- **HP:** 11
- **ENGINE:** 408cc Vanguard 400
- **PUMP:** General TSS1511 Triplex Pump

**STANDARD ACCESSORIES/FEATURES:**

- 50' high-pressure hose
- Industrial grade spray gun
- Low pressure chemical injector
- 4 quick-connect nozzles: 0°, 15°, 40°, Soaper
- 12" flat free tires

**\$1,629.76**

**B4014VABG**

New!



### B4414KGS GAS PRESSURE WASHER

BE PRESSURE

**SPECIFICATIONS:**

- **FLOW:** 4 GPM
- **MAX. PRESSURE:** 4000 PSI
- **HP:** 11
- **ENGINE:** 429cc Kohler CH440
- **PUMP:** General EZ4040G Triplex Pump

**STANDARD ACCESSORIES/FEATURES:**

- 50' high-pressure hose
- Industrial grade spray gun
- Low pressure chemical injector
- 4 quick-connect nozzles: 0°, 15°, 40°, Soaper
- 12" flat free tires

**\$1,142.86**

**B4414KGS**

New!



### B4013HCS GAS PRESSURE WASHER

BE PRESSURE

**SPECIFICATIONS:**

- **FLOW:** 4 GPM
- **MAX. PRESSURE:** 4,000 PSI
- **HP:** 13
- **ENGINE:** 389cc Honda GX390
- **PUMP:** Comet ZWD4040G Triplex Pump

**STANDARD ACCESSORIES/FEATURES:**

- 50' high-pressure hose
- Industrial grade spray gun
- Low pressure chemical injector
- 4 quick-connect nozzles: 0°, 15°, 40°, Soaper
- 12" flat free tires

**\$1,153.57**

**B4013HCS**

New!



### B2565KGS GAS PRESSURE WASHER

BE PRESSURE

**SPECIFICATIONS:**

- **FLOW:** 3 GPM
- **MAX. PRESSURE:** 2,500 PSI
- **ENGINE:** 196cc Kohler SH270
- **PUMP:** General TJ2530J34 Triplex Pump

**STANDARD ACCESSORIES/FEATURES:**

- 50' high-pressure hose
- 36" Industrial grade spray gun wand
- Low pressure chemical injector
- 4 quick-connect nozzles: 0°, 15°, 40°, Soaper
- 10" flat free tires

**\$820.24**

**B2565KGS**



## COLD WATER

New!



### B4013HACS PRESSURE WASHER

BE PRESSURE

**SPECIFICATIONS:**

- **FLOW:** 4 GPM
- **MAX. PRESSURE:** 4000 PSI
- **HP:** 13
- **ENGINE:** Honda GX390
- **PUMP:** Comet Triplex Pump

**STANDARD ACCESSORIES/FEATURES:**

- Industrial grade spray gun
- 50' high pressure hose, 3/8" hose
- Low pressure chemical injector
- 12" flat free wheels

**\$1,225.00**    **PWB4013HACS**



### B4013 PRESSURE WASHER

BE PRESSURE

**SPECIFICATIONS:**

- **FLOW:** 4 GPM
- **MAX. PRESSURE:** 4000 PSI
- **PUMP:** Varies - See Specific Model
- **HP:** 13
- **ENGINE:** Honda GX390

**STANDARD ACCESSORIES/FEATURES:**

- 50' 3/8" steel braid hose
- 36" gun/wand assembly
- #3.5 Quick Connect Nozzles: 0°, 15°, 40°, Soaper
- Split Lance, O-Ring

PRICE	KR #	MFG SERIES	PUMP
<b>\$1,435.94</b>	<b>PWH13354CAT</b>	B4013HJS	66DX40GG1 CAT Pump (shown)
<b>\$1,214.67</b>	<b>PWH1343G</b>	B4013HGS	EZ4040G General Pump Triplex Pump



### PE-4013HWPS PRESSURE WASHER

BE PRESSURE

**SPECIFICATIONS:**

- **FLOW:** 4 GPM
- **MAX. PRESSURE:** 4000 PSI
- **PUMP:** Varies - See Specific Model
- **HP:** 13
- **ENGINE:** Honda GX390

**STANDARD ACCESSORIES/FEATURES:**

- 50' 3/8" High Pressure Steel Braided Hose
- Wand Assembly/Gun/Couplings
- #4 Quick Connect Nozzles: 0°, 15°, 40°, Soaper
- Low Pressure Chemical Injector
- 1" keyed shaft

PRICE	KR #	MFG SERIES	PUMP
<b>\$1,298.23</b>	<b>PWH1344COMZ (shown)</b>	PE-4013HWPSCOMZ	Comet ZWD4040G Triplex Pump
<b>\$1,563.76</b>	<b>PWH4013CAT</b>	PE-4013HWPSCAT	CAT 66DX40GG1 Triplex Pump



### BE317RA PRESSURE WASHER

BE PRESSURE

**SPECIFICATIONS:**

- **FLOW:** 2.5 GPM
- **MAX PRESSURE:** 3100 PSI
- **PUMP:** AR RMV25G30D-EZ
- **HP:** 13
- **ENGINE:** Powerease 225

**STANDARD ACCESSORIES/FEATURES:**

- 1/4" 25' thermoplastic hose
- Spray gun with a 36" lance
- 0°, 15°, 40° nozzles and soaper
- M22 threaded fittings

**\$456.68**    **BE317RA**

## COLD WATER



### BE276RA PRESSURE WASHER

BE PRESSURE

**SPECIFICATIONS:**

- **FLOW:** 2.5 GPM
- **MAX PRESSURE:** 2700 PSI
- **PUMP:** Ar Rmv25g24 Axial Pump
- **HP:** 13
- **ENGINE:** Powerease 225

**STANDARD ACCESSORIES/FEATURES:**

- 1/4" 25' thermoplastic hose
- Spray gun with a 36" lance
- 0°, 15°, 40° nozzles and soaper
- M22 threaded fittings

**\$391.94**

**BE276RA**



### B317RA PRESSURE WASHER

BE PRESSURE

**SPECIFICATIONS:**

- **FLOW:** 2.3 GPM
- **MAX PRESSURE:** 3100 PSI
- **PUMP:** Ar Rmv25g30 Axial Pump
- **HP:** 14
- **ENGINE:** Powerease 223

**STANDARD ACCESSORIES/FEATURES:**

- 1/4" 25' steel braided hose
- Spray gun with a 36" lance
- 0°, 15°, 40° nozzles and soaper
- Quick-connect fittings

**\$510.82**

**B317RA**



### B3065HJ PRESSURE WASHER

BE PRESSURE

**SPECIFICATIONS:**

- **FLOW:** 3 GPM
- **MAX. PRESSURE:** 2500 PSI
- **PUMP:** CAT 4DNX27G51 Triplex Pump
- **HP:** 6.5
- **ENGINE:** Honda GX200

**STANDARD ACCESSORIES/FEATURES:**

- 1/4" 25' High Pressure Steel Braided Hose
- Split Wand Assembly With Gun
- 3.5 Quick Connect Nozzles: 0°, 15°, 40°, Soaper
- Split Lance, O-Ring

**\$902.76**

**PWH65325C**

## Gas Pressure Washer Options

Gas-powered pressure washers offer powerful cleaning power that doesn't require an electrical source. Using a gas engine pressure washer means no power cords, so you can move quickly between different spots. Using a gas motor is also safer in some extremely wet environments (no threat of electrocution).

A gas pressure washer is typically designed for commercial applications and professional pressure washing businesses. These high horsepower pressure washers can often reach higher peak pressure levels (PSI) while also maintaining a high flow rate (GPM). Large gas pressure washing units are usually installed in a stationary position or mounted on a wheeled cart/frame. Stationary units are built to be wall-mounted or placed in a vehicle (in a truck bed, for example).

BE Pressure Supply and Pressure Pro offer high-quality gas pressure washer models with a variety of engine and pump combinations including Honda engines, CAT Pumps, AR North America pumps, and General Pumps.





## HOSES & ACCESORIES

### REINFORCED CLEAR HEAVY WALL POLYBRAID HOSE

KLEEN-RITE HOSES

**KLEEN-RITE**.com

STANDARD COIL LENGTHS: • 3/16" to 1/2" - 300' • 5/8" to 1" - 200' • 1 1/4" - 2" - 100'



SOLD IN 50' INCREMENTS ONLY						
100 & OVER	UNDER 100	PART #	NOMINAL I.D.	NOMINAL O.D.	NOMINAL WALL	MAX. WORKING PSI AT 70° F
<b>0.66</b>	<b>\$0.73</b>	<b>HPB06H</b>	3/8"	19/32"	7/64"	225 PSI
<b>0.84</b>	<b>\$0.94</b>	<b>HPB08H</b>	1/2"	3/4"	1/8"	200 PSI
<b>1.38</b>	<b>\$1.57</b>	<b>HPB12H</b>	3/4"	1 1/32"	9/64"	150 PSI
<b>2.11</b>	<b>\$2.40</b>	<b>HPB16H</b>	1"	1 3/10"	15/32"	125 PSI

SOLD BY 300' REEL ONLY						
PRICE	PART #	NOMINAL I.D.	NOMINAL O.D.	NOMINAL WALL	MAX. WORKING PSI AT 70° F	
<b>\$187.63</b>	<b>HPB04H-300</b>	1/4"	7/16"	3/52"	250 PSI	
<b>\$263.14</b>	<b>HPB06H-300</b>	3/8"	19/32"	7/64"	225 PSI	
<b>\$336.36</b>	<b>HPB08H-300</b>	1/2"	3/4"	1/8"	200 PSI	

### PLIOVIC 1800 AG SPRAY HOSE

CONTINENTAL HOSES

**Continental**

#### SPECIFICATIONS:

- **MAX TEMP:** 158°F
- **MAX PRESSURE:** 600 PSI
- **LENGTH:** 300'

#### INFORMATION:

Lightweight hose with high pressure capabilities for carrying air, water, and spray solutions. Pliovic construction provides medium oil resistance, and it can even handle diluted petrochemicals such as Xylene, up to 10% concentration. Spiral synthetic yarn reinforces the tube for durability.



PRODUCT #	SIZE	COLOR
<b>H00040-08-300</b>	1/2"	Orange
<b>H00040-06-300</b>	3/8"	Orange

### INSTA-GRIP™ LOW PRESSURE FOAMY BRUSH HOSE

CONTINENTAL HOSES

**Continental**

- Push-on fitting hose construction for easy on-site installation
- 300 PSI working pressure in all sizes with 4:1 minimum safety factor
- Class "A" high oil resistant tube
- One braid of high strength synthetic yarn laid at the most effective angle for maximum strength and coupling holding ability



**SOLD IN 50 FT. INCREMENTS ONLY**

**MAXIMUM LENGTH - 500 FT.**

PRODUCT #	SIZE	COLOR
<b>GYI08BK</b>	1/2"	Black
<b>GYI08BL</b>	1/2"	Blue
<b>GYI08R</b>	1/2"	Red

### HOSE CLAMPS

ACCESSORIES



PRICE	KR #	SIZE
<b>\$1.10</b>	<b>CL0100</b>	7/32" - 5/8"
<b>\$1.95</b>	<b>CL0105</b>	7/16" - 11/16"
<b>\$1.10</b>	<b>CL0110</b>	7/16" - 7/8"
<b>\$1.93</b>	<b>CL0112</b>	Wideband 3/8" - 7/8" Stainless Steel
<b>\$1.55</b>	<b>CL0115</b>	1/2" - 1-1/16"
<b>\$1.55</b>	<b>CL0120</b>	9/16" - 1-1/4"
<b>\$2.35</b>	<b>CL0125</b>	11/16" - 1-1/2"
<b>\$2.10</b>	<b>CL0130</b>	7/8" - 1 -3/4"
<b>\$1.49</b>	<b>CL0112-24</b>	1-1/16" - 2"
<b>\$1.45</b>	<b>CL0112-28</b>	1-5/16" - 2-1/4"
<b>\$1.59</b>	<b>CL0112-32</b>	1-9/16" - 2-1/2"
<b>\$1.64</b>	<b>CL0112-36</b>	1-13/16" - 2-3/4"

## GUNS



### UDOR TRIGGER VALVE 15.0003.13

UDOR



#### SPECIFICATIONS:

- **MAX FLOW:** 18 GPM
- **MAX PRESSURE:** 700 PSI
- **MAX TEMP:** 120 °F
- **INLET/OUTLET:** 1/2" NPTF

#### INFORMATION:

Reinforced polypropylene trigger valve provides a great lightweight base for fabricating custom spray guns. Build a brand new setup for custom applications, or replace the trigger assembly in a worn-out unit.

PRICE	KR #	MFG #	DESCRIPTION
<b>\$42.29</b>	<b>UD2919037</b>	29.1903.7	Gun
<b>\$20.92</b>	<b>UD871103</b>	8711.03	Repair Kit



### UDOR TRIGGER VALVE 15.0003.13

UDOR



#### SPECIFICATIONS:

- **MAX FLOW:** 18 GPM
- **MAX PRESSURE:** 400 PSI
- **MAX TEMP:** 120 °F
- **INLET/OUTLET:** 1/2" NPTF

#### INFORMATION:

Reinforced polypropylene trigger valve with 1/2" female inlet & outlet ports. Provides an excellent means for fabricating a custom spray gun assembly. Trigger valve provides a tight connection that prevents air leakage.

PRICE	KR #	MFG #	DESCRIPTION
<b>\$36.33</b>	<b>UD15000313</b>	15.0003.13	Gun
<b>\$18.52</b>	<b>UD871107</b>	8711.07	Spray Repair Kit



### ST-500 FOAM SPRAY GUN

SUTTNER



#### SPECIFICATIONS:

- **MAX PRESSURE:** 362 PSI
- **MAX FLOW:** 8.0 GPM
- **INLET:** 1/2" FNPT
- **OUTLET:** 1/2" FNPT

#### STANINFORMATION:

The SUTTNER ST-500 spray gun is a low PSI gun that is excellent for lower pressure applications like foam detergents. Has 1/2" inlet and outlet ports, an 8 GPM flow rate, and a maximum pressure rating of 362 PSI.

<b>\$20.91</b>	<b>SUT500</b>
----------------	---------------

### ST-510 SPRAY GUN WITH 30" LANCE

SUTTNER



- **MAX PSI:** 362 PSI
- **MAX FLOW:** 8.0 GPM
- **INLET:** 1/2"
- **OUTLET:** 1/2"

<b>\$39.53</b>	<b>SUT510</b>
----------------	---------------



## LANCES/WANDS

### SCHEDULE 80 PVC SOFT WASH LANCE/WAND

KLEEN-RITE CORP.



- **WORKING PSI:** 425 (@73°)
- **INLET:** 1/2" MPT
- **OUTLET:** 1/2" MPT
- **MATERIAL:** PVC

<b>\$12.99</b>	<b>PW205240</b>	Length: 24"
<b>\$18.42</b>	<b>PW205360</b>	Length: 36"

### HYDRO EXCAVATION ALUMINUM LANCE

SUTTNER



#### SPECIFICATIONS:

- **MAX PRESSURE:** 4000 PSI
- **INLET:** 1/2" MNPT
- **OUTLET:** 1/2" MNPT
- **MAXTEMP:** 300°F

#### STANDARD FEATURES/ACCESSORIES:

- Various lengths to choose from
- Use with Suttner's Hydro Excavation guns, nozzles & hoses
- Schedule 80 aluminum construction

PRICE	KR #	NOZZLE
<b>\$12.99</b>	<b>SUT220003</b>	Length: 3 foot
<b>\$16.23</b>	<b>SUT220004</b>	Length: 4 foot

PRICE	KR #	NOZZLE
<b>\$23.04</b>	<b>SUT220005</b>	Length: 7 foot
<b>\$30.11</b>	<b>SUT220006</b>	Length: 6 foot





## DIAPHRAGM PUMPS

New!



### PUMP AND MOTOR SOFT WASH UNIT

COMET



#### SPECIFICATIONS:

- **PRESSURE:** 300 PSI
- **GPM:** 11.5
- **RPM:** 550
- **HORSEPOWER:** 5.5
- **PUMP:** Comet P40
- **ENGINE:** GX200 Gasoline motor

#### FEATURES:

- Electric start is a great plug-and-go option
- Bolt-on regulator to prevent leaks when tightening or loosening pressure knob
- Aluminum head plates to prevent flexing of the heads
- Honda's Oil Alert system helps to prevent engine seizure due to a low oil condition

**\$1,766.81** P40-GR-CBP-E



### 6122.0008.00 POLYPROPYLENE P36GR MANIFOLD VITON DIAPHRAGM PUMP

COMET



#### SPECIFICATIONS:

- **PRESSURE:** 150 PSI
- **FLOW:** 9.6 GPM

#### INFORMATION:

- Polypropylene manifold
- Stainless steel parts
- Gearbox for mounting 5-6.5 horsepower gas engines
- Viton diaphragms
- Includes a pressure regulator

**\$1,388.54** CP61220008



### 12 VOLT EFSW2200 SOFT WASH BLEACH PUMP

EVERFLO



#### SPECIFICATIONS:

- **PRESSURE:** 70 PSI
- **MAX TEMP:** 140°F
- **FLOW:** 2.2 GPM
- **VALVES:** Viton
- **DIAPHRAGM:** Santoprene

#### FEATURES:

- Standard mounting
- Automatic shut off
- Run dry without damage
- Self-priming up to 10 feet

PRICE	KR #	DESCRIPTION
<b>\$117.80</b>	<b>EFSW2200</b>	Pump
<b>\$40.46</b>	<b>EFSW2200CT</b>	Replacement cartridge



### 12 VOLT EFSW4000 SOFT WASH BLEACH PUMP

EVERFLO



#### SPECIFICATIONS:

- **PRESSURE:** 60 PSI
- **MAX TEMP:** 140°F
- **FLOW:** 4 GPM
- **VALVES:** Viton
- **DIAPHRAGM:** Santoprene

#### FEATURES:

- Standard mounting
- Automatic shut off
- Run dry without damage
- Self-priming up to 12 feet

PRICE	KR #	DESCRIPTION
<b>\$159.22</b>	<b>EFSW4000</b>	Pump
<b>\$40.46</b>	<b>EFSW4000CT</b>	Replacement cartridge



## DIAPHRAGM PUMPS

### 12 VOLT EFSW5500 SOFT WASH BLEACH PUMP

EVERFLO



**SPECIFICATIONS:**

- **PRESSURE:** 60 PSI
- **MAX TEMP:** 140°F
- **FLOW:** 5.5 GPM
- **VALVES:** Viton
- **DIAPHRAGM:** Santoprene

**FEATURES:**

- Standard mounting
- Automatic shut off
- Run dry without damage
- Self-priming up to 12 feet

PRICE	KR #	DESCRIPTION
<b>\$217.16</b>	<b>EFSW5500</b>	Pump
<b>\$63.09</b>	<b>EFSW5500CT</b>	Replacement cartridge

### 12 VOLT EF2200 2.2 GPM DIAPHRAGM PUMP

EVERFLO



**SPECIFICATIONS:**

- **PRESSURE:** 70 PSI
- **MAX TEMP:** 140°F
- **DIAPHRAGM:** Santoprene
- **FLOW:** 2.2 GPM
- **PORTS:** 3/8"
- **HOUSING:** Polypropylene
- **VALVES:** Viton

**FEATURES:**

- Standard mounting
- Automatic shut off

<b>\$77.15</b>	<b>EF2200</b>	Pump	<b>\$44.29</b>	<b>EF2200-KIT</b>	Pump Head Kit
----------------	---------------	------	----------------	-------------------	---------------

### 12 VOLT EF3000 3.0 GPM DIAPHRAGM PUMP

EVERFLO



**SPECIFICATIONS:**

- **PRESSURE:** 60 PSI
- **MAX TEMP:** 140°F
- **DIAPHRAGM:** Santoprene
- **FLOW:** 3.0 GPM
- **PORTS:** 1/2"
- **HOUSING:** Polypropylene
- **VALVES:** Viton

**FEATURES:**

- Standard mounting
- Automatic shut off

<b>\$86.15</b>	<b>EF3000</b>	Pump	<b>\$59.50</b>	<b>EF3000-KIT</b>	Pump Head Kit
----------------	---------------	------	----------------	-------------------	---------------

### 12 VOLT EF4000 4.0 GPM DIAPHRAGM PUMP

EVERFLO



**SPECIFICATIONS:**

- **PRESSURE:** 60 PSI
- **MAX TEMP:** 140°F
- **DIAPHRAGM:** Santoprene
- **FLOW:** 4.0 GPM
- **PORTS:** 1/2"
- **HOUSING:** Polypropylene
- **VALVES:** Viton

**FEATURES:**

- Standard mounting
- Automatic shut off

<b>\$98.79</b>	<b>EF4000</b>	Pump	<b>\$69.62</b>	<b>EF400-KIT</b>	Pump Head Kit
----------------	---------------	------	----------------	------------------	---------------

### 12 VOLT EF5500 5.5 GPM DIAPHRAGM PUMP

EVERFLO



**SPECIFICATIONS:**

- **PRESSURE:** 60 PSI
- **PORTS:** 1/2"
- **HOUSING:** Polypropylene
- **VALVES:** Viton
- **MAX TEMP:** 140°F
- **DIAPHRAGM:** Santoprene

**FEATURES:**

- Standard mounting
- Automatic shut off

<b>\$143.73</b>	<b>EF5500</b>	Pump	5.5 GPM	<b>\$75.32</b>	<b>EF5500-KIT</b>	Pump Head Kit
<b>\$243.21</b>	<b>EF7000</b>	Pump	7.0 GPM	<b>\$91.99</b>	<b>EF7000-KIT</b>	Pump Head Kit



# SOFT WASH

## FITTINGS, COUPLERS & MORE



**CAMLOCK  
3/4" F COUPLER  
X 1/2" F THREAD**  
BANJO

**\$12.35** BJ-050D



**3/4" F X 1/2" M  
CAM & GROOVE**  
BANJO

**\$14.82** BJ-75B1/2



**3/4" M X 1/2" HS  
SHANK CAM &  
GROOVE FITTING**  
BANJO

**\$5.83** BJ-050E



**POLY 90° STREET ELBOW**  
BANJO

PRICE	PART #	SIZE
<b>\$9.62</b>	<b>BJ-SL150-90</b>	1-1/2"
<b>\$6.78</b>	<b>BJ-SL125-90</b>	1-1/4"



**1/2" 90° POLY ELBOW**  
BANJO

**\$4.49** BJ-EL050-90



**90° POLY HOSE BARB  
1/2" MPT X 1/2" HB**  
BANJO

**\$1.69** BJ-HB050-90



**1 1/4" POLY PIPE COUPLING**  
BANJO

**\$7.82** BJ-CPLG125



**6" VENTED TANK LID**  
BANJO

**\$18.25** BJ-TL600C



**1 1/4" T-BOLT STAINLESS  
HOSE CLAMP**  
BANJO

PRICE	PART #	DIA.
<b>\$9.79</b>	<b>BJ-TC162</b>	1.62" - 1.87"
<b>\$9.34</b>	<b>BJ-TC130</b>	1.30" - 1.70"



**POLY NIPPLE**  
BANJO

PRICE	PART #	SIZE
<b>\$9.34</b>	<b>BJ-NIP150-4</b>	1-1/2" x 4"
<b>\$9.11</b>	<b>BJ-NIP200-4</b>	2" x 4"



**1 1/2" X 3" POLY NIPPLE**  
BANJO

**\$5.65** BJ-NIP150-3



**1/2" X 1/2"  
SHORT POLY NIPPLE**  
BANJO

**\$1.92** BJ-NIP050-SH



**POLY STRAIGHT HOSE BARBS**  
BANJO

PRICE	PART #	SIZE	PRICE	PART #	SIZE
<b>\$1.72</b>	<b>BJ-HB100</b>	1" MPT x 1" HB	<b>\$1.29</b>	<b>BJ-HB050</b>	1/2" MPT x 1/2" HB
<b>\$2.54</b>	<b>BJ-HB125</b>	1-1/4" MPT x 1-1/4" HB	<b>\$1.57</b>	<b>BJ-HB050-038</b>	1/2" MPT x 3/8" HB
<b>\$3.54</b>	<b>BJ-HB150</b>	1-1/2" MPT x 1-1/2" HB	<b>\$1.69</b>	<b>BJ-HB050-075</b>	1/2" MPT x 3/4" HB
<b>\$4.50</b>	<b>BJ-HB200</b>	2" MPT x 2" HB			



**POLY REDUCER NIPPLE**  
BANJO

PRICE	PART #	SIZE
<b>\$3.69</b>	<b>BJ-RN125-075</b>	1-1/4" x 3/4"
<b>\$3.32</b>	<b>BJ-RN125-100</b>	1-1/4" x 1"



**Y STRAINER WITH STAINLESS STEEL SCREEN**  
BANJO

PRICE	PART #	SIZE	SCREEN
<b>\$41.35</b>	<b>BJ-LS100-40</b>	1"	40 Mesh
<b>\$42.00</b>	<b>BJ-LS125-40</b>	1-1/4"	40 Mesh
<b>\$88.10</b>	<b>BJ-LS150-50</b>	1-1/2"	50 Mesh
<b>\$84.03</b>	<b>BJ-LS200-50</b>	2"	50 Mesh



**BULKHEAD FITTINGS WITH EPDM GASKET**  
BANJO

PRICE	PART #	SIZE	HOLE
<b>\$9.99</b>	<b>BJ-TF075</b>	3/4"	1-5/8"
<b>\$13.17</b>	<b>BJ-TF100</b>	1"	2-1/4"
<b>\$15.34</b>	<b>BJ-TF125</b>	1-1/4"	2-1/4"
<b>\$23.58</b>	<b>BJ-TF150</b>	1-1/2"	3"
<b>\$23.58</b>	<b>BJ-TF200</b>	2"	3"



**3/4" THREE-WAY SIDE LOAD BALL VALVE**  
BANJO

PRICE	PART #	PSI
<b>\$49.20</b>	<b>BJ-V075SL</b>	200



**1/2" FULL PORT SINGLE UNION  
BALL VALVE**  
BANJO

PRICE	PART #	PSI
<b>\$16.80</b>	<b>BJ-UV050FP</b>	300

## COUPLERS & BALL VALVES



### SCHEDULE 80 PVC REDUCER COUPLING

KLEEN-RITE

- **SIZE:** 1/2" FPT X 1/4" FPT
- **MAX TEMP:** 140° F

**\$8.47**      **PW830072**



### POLYPROPYLENE 3-WAY BALL VALVE

PENTAIR HYPRO



- Simple, lightweight soft wash ball valve for your chemical and water control systems. Fiberglass-reinforced Polypropylene body allows it to be strong yet light, and provides some chemical resistance. EPDM o-rings handle most chemicals, while Teflon seats provide for smooth operation. Both offer great sealing characteristics. No mounting inserts included.
- **MAX PSI:** 232

PRICE	PART #	SIZE
<b>\$18.43</b>	<b>HYP99513075N</b>	3/4"
<b>\$18.43</b>	<b>HYP99513050N</b>	1/2"
<b>\$23.58</b>	<b>HYP99513100N</b>	1"

## SPRAY TIPS & NOZZLES



### VEESPRAY 40° NOZZLES

PENTAIR HYPRO



- Engineered plastic provides superior chemical, temperature and wear resistance.
- **MAX PSI:** 600    • **MAX TEMP:** 300°F    • 1/4" MPT    • For chemical usage.    • Flat fan spray patterns for washing, rinsing, lubricating.

PART #	ANGLE	NOZZLE #	GPM @40 PSI
<b>HYPN4002P4</b>	40°	02	.20
<b>HYPN4004P4</b>	40°	04	.40
<b>HYPN4005P4</b>	40°	05	.50
<b>HYPN4006P4</b>	40°	06	.61


**\$2.45**

PART #	ANGLE	NOZZLE #	GPM @40 PSI
<b>HYPN4008P4</b>	40°	08	.82
<b>HYPN4010P4</b>	40°	10	1.02
<b>HYPN4015P4</b>	40°	15	1.54
<b>HYPN4020P4</b>	40°	20	2.04
<b>HYPN4030P4</b>	40°	30	3

**\$2.45**

### SOFTWASH SPRAY TIP COMBINATION CHART

SPRAYING SYSTEMS



#### RECOMMENDED NOZZLE COMBINATIONS FOR DESIRED FLOW RATES



2-3 GPM									
PRICE	PART #	ANGLE	PATTERN	TYPE	ORIFICE	LENGTH	HEX	USE	
<b>\$4.37</b>	<b>SN0030M4</b>	0°	STREAM	MEG	30	1"	9/16"	Soap High	
<b>\$4.37</b>	<b>SN0010M4</b>	0°	STREAM	MEG	10	1"	9/16"	Rinse High	
<b>\$4.37</b>	<b>SN2530M4</b>	25°	TAPERED EDGE	MEG	30	1-1/64"	9/16"	Soap Low	
<b>\$4.37</b>	<b>SN2510M4</b>	25°	TAPERED EDGE	MEG	10	1-1/64"	9/16"	Rinse Low	

4 GPM									
PRICE	PART #	ANGLE	PATTERN	TYPE	ORIFICE	LENGTH	HEX	USE	
<b>\$4.37</b>	<b>SN0040M4</b>	0°	STREAM	MEG	40	1"	9/16"	Soap High	
<b>\$4.37</b>	<b>SN0010M4</b>	0°	STREAM	MEG	10	1"	9/16"	Rinse High	
<b>\$4.37</b>	<b>SN2540M4</b>	25°	TAPERED EDGE	MEG	40	1-1/64"	9/16"	Soap Low	
<b>\$4.37</b>	<b>SN2510M4</b>	25°	TAPERED EDGE	MEG	10	1-1/64"	9/16"	Rinse Low	

5-6 GPM									
PRICE	PART #	ANGLE	PATTERN	TYPE	ORIFICE	LENGTH	HEX	USE	
<b>\$4.37</b>	<b>SN0040M4</b>	0°	STREAM	MEG	40	1"	9/16"	Soap High	
<b>\$4.37</b>	<b>SN0015M4</b>	0°	STREAM	MEG	15	1"	9/16"	Rinse High	
<b>\$4.37</b>	<b>SN2540M4</b>	25°	TAPERED EDGE	MEG	40	1-1/64"	9/16"	Soap Low	
<b>\$4.37</b>	<b>SN2515M4</b>	25°	TAPERED EDGE	MEG	15	1-1/64"	9/16"	Rinse Low	

7-8 GPM									
PRICE	PART #	ANGLE	PATTERN	TYPE	ORIFICE	LENGTH	HEX	USE	
<b>\$4.36</b>	<b>SN0060M4</b>	0°	STREAM	MEG	60	1"	9/16"	Soap High	
<b>\$4.37</b>	<b>SN0020M4</b>	0°	STREAM	MEG	20	1"	9/16"	Rinse High	
<b>\$7.28</b>	<b>SN2560USS4</b>	25°	TAPERED EDGE	MEG	60	1-1/64"	9/16"	Soap Low	
<b>\$4.37</b>	<b>SN2520M4</b>	25°	TAPERED EDGE	MEG	20	1-1/64"	9/16"	Rinse Low	

# ATTACHMENTS

## SURFACE CLEANERS

New!



### 85.403.032 WHIRL-A-WAY CLEANER

BE PRESSURE



**SPECIFICATIONS:**

- **FLOW:** 6-8 GPM
- **MAX. PRESSURE:** 5000 PSI
- **HP:** 13
- **DIAMETER:** 30"

**STANDARD ACCESSORIES/FEATURES:**

- Comfortable double handles with built-in trigger
- 4 swivel casters
- Quick connect fitting
- Stainless steel housing and resists corrosion

**\$772.62 PW85403032**



### STAINLESS STEEL SURFACE CLEANER W/WHEELS

BE PRESSURE



**SPECIFICATIONS:**

- **MAX. FLOW:** 4-8 GPM
- **MAX. PRESSURE:** 4000 PSI
- **MAX. TEMP:** 180°F

**STANDARD FEATURES/ACCESSORIES:**

- Welded Steel Rotary Spray Bar (2x) - 8 GPM & 4,000 PSI
- Nylon Brush Skirt - Keeps user clean
- Replaceable Swivel

PRICE	KR #	MFG #	SIZE
<b>\$623.75</b>	<b>PWSC20</b>	85.403.009	20" Model
<b>\$686.25</b>	<b>PWSC24</b>	85.403.010	24" Model



### WHIRL-A-WAY SURFACE CLEANER

BE PRESSURE



**SPECIFICATIONS:**

- **MAX. FLOW:** 4-8 GPM
- **MAX. PRESSURE:** 4000 PSI
- **MAX. TEMP:** 180°F

**STANDARD FEATURES/ACCESSORIES:**

- Brush with polypropylene cover
- Rotary arm with (2) 25° nozzles
- Welded steel construction
- 3/8" x 62" hose
- Easy pull gun, handle and grip

PRICE	KR #	MFG #	DESCRIPTION
<b>\$361.25</b>	<b>PWSC16</b>	85.403.003	16" Rotary Arm • 16" Brush
<b>\$373.75</b>	<b>PWSC20Y</b>	85.403.009	20" Rotary Arm • 20" Brush



### 10" SURFACE CLEANER

AR NORTH AMERICA



**SPECIFICATIONS:**

- **RPM:** 500
- **MAX PRESSURE:** 2500 PSI
- **MAX TEMP:** Cold Water Only

**STANDARD FEATURES/ACCESSORIES:**

- Offers splash-free cleaning of many surface types
- Commonly used for decks, patios and driveways - great for residential use

PRICE	KR #	MFG #
<b>\$27.60</b>	<b>AR40829</b>	PW40829



## SURFACE CLEANERS

### SURFACE CLEANERS WITH WAND

MOSMATIC



(3) heavy duty 2 1/4" casters

#### SPECIFICATIONS:

- **MAX. PRESSURE:** 4000 PSI
- **MAX. TEMP:** 250°F
- **INLET PORTS:** 3/8" NPTF

#### STANDARD FEATURES/ACCESSORIES:

- Two rotor arms with two nozzles
- Includes wand and high-pressure spray gun trigger
- Includes toggle swivel that allows easy switching from horizontal to vertical surfaces
- High RPM stainless steel swivel with self-lubricated ball bearings
- Dual spring carbide seal system for longevity

PRICE	KR #	MFG #	DESCRIPTION
<b>CALL</b>	<b>PWSCM78260</b>	78.260	FL-EG 200 - 8" Model
	<b>PWSCM78262</b>	78.262	FL-EG 300 - 12" Model
	<b>PWSCM78264</b>	78.264	FL-EG 410 - 16" Model

<b>PWSCM78272</b>	78.272	FL-ER 300 - 12" Model
<b>PWSCM78274</b>	78.274	FL-ER 410 - 16" Model

### **New!** SURFACE CLEANER CONVERSION KIT

MOSMATIC



- Allows users to upgrade key working parts of their surface cleaners; replacing originals with high quality components from Mosmatic.

- **INLET PORT:** 3/8" • **MAX PSI:** 5000 • **MAX TEMPERATURE:** 250° F

#### INCLUDES:

- 3/8" NPTF inlet
- (1) universal adapter mounting plate with pre-drilled holes
- (3) mounting bolts
- (1) Extension fitting to reduce the distance between nozzles and the ground by 0.87"

PRICE	KR #	MFG #
<b>\$52.30</b>	<b>PWSCM55903</b>	55.903

### **New!** GUN SWIVEL

MOSMATIC



- 3/8" NPTM x 3/8" NPTF
- Corrosion-resistant materials
- **LENGTH:** 2.75"
- **MAXIMUM PRESSURE:** 4000 PSI
- **MAXIMUM SPEED:** 30 RPM
- **MAXIMUM TEMPERATURE:** 250° F

PRICE	KR #	MFG #
<b>\$30.73</b>	<b>SWM32564</b>	32.564



### 1/4" SWIVEL

MOSMATIC

**New!**

- 1/4" NPTM x 1/4" NPTF
- Corrosion-resistant materials
- **LENGTH:** 2.6"
- **MAX PRESSURE:** 4000 PSI
- **MAX SPEED:** 30 RPM
- **MAX TEMP:** 250° F

PRICE	KR #	MFG #
<b>\$32.09</b>	<b>SWM32552</b>	32.552



### HIGH FLOW GUN SWIVEL

MOSMATIC

**New!**

- 3/8" NPTM x 3/8" NPTF
- Stainless steel
- **LENGTH:** 2.75"
- **MAX PRESSURE:** 4000 PSI
- **MAX SPEED:** 30 RPM
- **MAX TEMP:** 250° F

PRICE	KR #	MFG #
<b>\$46.60</b>	<b>SWM32852</b>	32.852



**New!**

### BLACK SHELL HEAT SHIELD

MOSMATIC

- Used with 32.564 DGV 3/8" swivels (listed above)
- Hard plastic shell construction
- Protects from burns and uncomfortable operation while using hot water pressure washer

PRICE	KR #	MFG #
<b>\$10.18</b>	<b>BOMP28973</b>	28.973



PWSCM80771

PWSCM80770

### COMMERCIAL SURFACE CLEANERS

MOSMATIC CLEANERS

#### SPECIFICATIONS:

- **MAX TEMP:** 250°F
- **MAX PRESSURE:** 4000 PSI
- **INLET PORTS:** 3/8" NPTF

#### STANDARD FEATURES/ACCESSORIES:

- Stainless steel body
- High RPM stainless steel swivel with self-lubricated ball bearings
- Includes high-pressure gun

PRICE	KR #	MFG #	SERIES	DESCRIPTION
<b>CALL</b>	<b>PWSCM80770</b>	80.770	FL-CG-520	21" Housing • (2) 1/8" NPTF Rotor Arms • WITHOUT Casters
	<b>PWSCM80771</b>	80.771	FL-CR 520	21" Housing • (2) 1/8" NPTF Rotor Arms • WITH 2 1/4" Casters & Mounting Brackets
	<b>PWSCM80772</b>	80.772	FL-CR 750	30" Housing • (3) 1/8" NPTF Rotor Arms • WITH 2 1/4" Casters & Mounting Brackets

# ATTACHMENTS



## SURFACE CLEANERS

### FL-AER ALLROUNDER WITH RECOVERY PORT

MOSMATIC

**SPECIFICATIONS:**

- **MAX PRESSURE:** 4000 PSI
- **MAX TEMP:** 250 °F
- **INLET PORTS:** 3/8" FIP

**STANDARD FEATURES/ACCESSORIES:**

- Durable stainless steel housing
- 2" vacuum recovery port with double wall housing
- Includes three heavy-duty casters on brackets
- Equipped with two 1/8" NPTF rotor arms and two nozzles
- Includes high pressure gun and wand

KR #	MFG #	DESCRIPTION
PWSCM78290	78.290	FL-AER 200 - 8" Model with 1 3/4" Casters
PWSCM78292	78.292	FL-AER 300 - 12" Model with 2 3/4" Casters

### FL-RY 520 21" COMMERCIAL SURFACE CLEANER

MOSMATIC

**SPECIFICATIONS:**

- **MAX PRESSURE:** 7300 PSI
- **MAX TEMP:** 250 °F
- **INLET PORTS:** 1/4" NPTM

**STANDARD FEATURES/ACCESSORIES:**

- (1) DYDI self lubricating stainless steel swivel
- Spring based carbide seal system withstands tough use
- (2) 1/8" rotor arms
- (4) 2 1/4" stainless steel casters

KR #	MFG #
PWSCM80159	80.159

### FL-AHY 520 21" COMMERCIAL SURFACE CLEANER WITH RECOVERY

MOSMATIC

**SPECIFICATIONS:**

- **MAX PRESSURE:** 7300 PSI
- **MAX TEMP:** 250 °F
- **INLET PORTS:** 1/4" NPTM

**STANDARD FEATURES/ACCESSORIES:**

- Stainless steel construction
- 2" vacuum recovery port to reclaim water and debris
- 21" diameter cleaning path
- Glides on (4) 4" stainless steel casters with brackets
- Includes self-lubricated stainless steel ball bearing swivel

KR #	MFG #
PWSCM80189	80.189

### FL-RY 750 30" COMMERCIAL SURFACE CLEANER WITH RECOVERY

MOSMATIC

**SPECIFICATIONS:**

- **MAX PRESSURE:** 7300 PSI
- **MAX TEMP:** 250 °F
- **INLET PORTS:** 1/4" NPTM

**STANDARD FEATURES/ACCESSORIES:**

- Stainless steel construction
- Includes (3) 2 1/4" casters on brackets
- High RPM swivel with self-lubricated ball bearings

KR #	MFG #
PWSCM80359	80.359

### DR-520 ADJUSTABLE ROOF CLEANER

MOSMATIC

**SPECIFICATIONS:**

- **MAX PRESSURE:** 7300 PSI
- **MAX TEMP:** 250 °F
- **INLET PORTS:** 1/4"
- **ADJ. HEIGHT:** 7.7" to 9"
- **ADJ. WIDTH:** 21.6" and 25.2"

**STANDARD FEATURES/ACCESSORIES:**

- Includes two rotor arms (1/8" NPTF)
- Includes four durable casters
- Secure to roofing with built-in safety eye

KR #	MFG #	DESCRIPTION
PWSCM80662	80.662	G1/4" Inlet

### TRL ROTATING CLEANING LANCE W/SWIVEL

MOSMATIC

- Complete unit with gun, lance and rotating spinner head. Three nozzles included within the spinner head. Designed for cleaning tanks, plastic containers, trash cans and portable toilets.

KR #	MFG #
PWM81925	80.359

## SURFACE CLEANERS



### FL-PH 520 21" ROLLING SURFACE CLEANER WITH WAND

MOSMATIC

#### SPECIFICATIONS:

- **FLOW RATE:** 4-13 GPM
- **MAX PRESSURE:** 4000 PSI
- **MAX TEMP:** 250 °F
- **INLET PORTS:** 3/8" NPTF

#### STANDARD FEATURES/ACCESSORIES:

- Includes 30" wand and spray gun
- Includes four stainless steel rubber tread casters with custom brackets
- Includes heavy-duty spray skirt to reduce splashing
- Two high pressure rotor arms and nozzles
- Dual spring-based carbide system designed for longevity

KR #	MFG #
PWSCM80774	80.744



### FL-PH 750 30" ROLLING SURFACE CLEANER WITH WAND

MOSMATIC

#### SPECIFICATIONS:

- **FLOW RATE:** 4-13 GPM
- **MAX PRESSURE:** 4000 PSI
- **MAX TEMP:** 250 °F
- **INLET PORTS:** 3/8" NPTF

#### STANDARD FEATURES/ACCESSORIES:

- DYCI stainless steel lubricated swivel
- Includes (3) 1/8" NPTF rotor arms
- Includes wand nozzle, high pressure nozzle and high pressure spray gun
- (4) 4" stainless steel casters

KR #	MFG #
PWSCM80775	80.775



### FL-AH 520 21" SURFACE CLEANER WITH RECOVERY

MOSMATIC

#### SPECIFICATIONS:

- **MAX PRESSURE:** 5000 PSI
- **MAX TEMP:** 250 °F
- **INLET PORTS:** 3/8" NPTF
- **OUTLET PORTS:** 1/8" NPTF

#### STANDARD FEATURES/ACCESSORIES:

- (2) 1/8" NPTF Rotor Arms
- High RPM, DYCI swivel for durable operation
- (2) high pressure nozzles and (1) high pressure gun
- (4) stainless steel 4" casters
- 2" vacuum recovery port

KR #	MFG #
PWSCM80784	80.784



### FL-AH 750 30" SURFACE CLEANER WITH RECOVERY

MOSMATIC

#### SPECIFICATIONS:

- **MAX PRESSURE:** 5000 PSI
- **MAX TEMP:** 250 °F
- **INLET PORTS:** 3/8" NPTF
- **OUTLET PORTS:** 1/8" NPTF

#### STANDARD FEATURES/ACCESSORIES:

- Includes high RPM stainless steel swivel with self-lubricated ball bearings
- Dual spring carbide seal system for longevity
- Fully stainless steel frame and casters
- Three welded and balanced arms with three nozzles
- 2" water and debris recovery port
- Includes high pressure gun with height-adjustable design

KR #	MFG #
PWSCM80785	80.785



### FL-AHB-KAU 520 21" SURFACE CLEANER

MOSMATIC

#### SPECIFICATIONS:

- **MAX PRESSURE:** 5000 PSI
- **MAX TEMP:** 250 °F
- **INLET PORTS:** 3/8" NPTF
- **OUTLET PORTS:** 1/8" NPTF

#### STANDARD FEATURES/ACCESSORIES:

- Pair with optional gum remover - BOMP29102, BOMP29103 or BOMP29119
- 2" recovery port
- Adjustable housing
- Brush guard protects against overspray
- High RPM self-lubricated stainless steel swivel

KR #	MFG #
PWSCM80786	80.786



# ATTACHMENTS



## SURFACE CLEANERS



### FL-PB 520 21" CONTRACTOR SURFACE CLEANER

MOSMATIC

**SPECIFICATIONS:**

- **MAX PRESSURE:** 4000 PSI
- **MAX TEMP:** 250 °F
- **INLET PORTS:** 3/8" NPTF

**STANDARD FEATURES/ACCESSORIES:**

- Stainless steel construction
- (1) 5" caster and (2) 10" pneumatic tires
- Includes wand and high pressure gun
- Stainless steel swivel with self-lubricated ball bearings
- (2) 1/8" NPTF rotor arms

KR #	MFG #
PWSCM80679	80.679



### FL-AHK-KAU 520 21" SURFACE CLEANER WITH PLASTIC RIM GUARD

MOSMATIC

**SPECIFICATIONS:**

- **MAX PRESSURE:** 5000 PSI
- **MAX TEMP:** 250 °F
- **INLET PORTS:** 3/8" NPTF
- **OUTLET PORTS:** 1/8" NPTF

**STANDARD FEATURES/ACCESSORIES:**

- Pair with optional gum remover - BOMP29102, BOMP29103 or BOMP29119
- 2" recovery port
- Adjustable housing
- Brush guard protects against overspray
- High RPM self-lubricated stainless steel swivel
- (2) arms with (2) 1/8" NPTF nozzles
- (4) stainless steel 4" casters

KR #	MFG #
PWSCM80787	80.787



### FL-AHB-KAU 750 30" SURFACE CLEANER

MOSMATIC

**SPECIFICATIONS:**

- **MAX PRESSURE:** 5000 PSI
- **MAX TEMP:** 250 °F
- **INLET PORTS:** 3/8" NPTF
- **OUTLET PORTS:** 1/8" NPTF

**STANDARD FEATURES/ACCESSORIES:**

- Pair with optional gum remover - BOMP29102, BOMP29103 or BOMP29119
- 2" recovery port
- Adjustable housing
- Brush guard protects against overspray
- High RPM self-lubricated stainless steel swivel
- (3) Rotary arms with (3) 1/8" NPTF nozzles

KR #	MFG #
PWSCM80788	80.788



### FL-ABB & ABK HANDHELD GRAFFITI REMOVER

MOSMATIC

**SPECIFICATIONS:**

- **MAX PRESSURE:** 5000 PSI
- **MAX TEMP:** 250 °F
- **FLOW:** 3-13 GPM
- **INLET PORTS:** 3/8" FIP
- **OUTLET PORTS:** 1/8" NPTF

**STANDARD FEATURES/ACCESSORIES:**

- Two, 1/8" NPTF rotor arms - 2 nozzles per arm
- Outer nylon brush ring reduces splashes
- Attaches to existing pressure washer or vacuum recovery system
- 2" vacuum recovery port collects leftover water and debris
- Reinforced stainless steel housing
- Includes 1 DYW swivel

KR #	MFG #	DESCRIPTION
PWSCM78285 (shown)	78.285	FL-ABB 200 - 8" Model • With Brush Ring (Pictured)
PWSCM78287	78.287	FL-ABB 300 - 12" Model • With Brush Ring (Pictured)
PWSCM78286	78.286	FL-ABK 200 - 8" Model • With Plastic Rim Guard
PWSCM78288	78.288	FL-ABK 300 - 12" Model • With Plastic Rim Guard

## UNDERCARRIAGE CLEANERS



### HURRICANE HUR-520 21" UNDERCARRIAGE CLEANER

MOSMATIC

**SPECIFICATIONS:**

- **MAX PRESSURE:** 4000 PSI
- **MAX TEMP:** 250 °F
- **INLET PORTS:** 3/8" NPTF

**STANDARD FEATURES/ACCESSORIES:**

- Ergonomic and versatile - easy to maneuver
- 6 different cleaning angles
- 6½" minimum clearance

KR #	MFG #
UCM80611	80.611



### HUR-520 2 ARM 21" UNDERCARRIAGE CLEANER

MOSMATIC

**SPECIFICATIONS:**

- **MAX PRESSURE:** 4000 PSI
- **MAX TEMP:** 250 °F
- **INLET PORTS:** 3/8" NPTF

**STANDARD FEATURES/ACCESSORIES:**

- Relax Action ergonomic design
- Easy to maneuver
- 9.1" minimum clearance

KR #	MFG #
UCM80613	80.613



### HUR-750 3 ARM 30" UNDERCARRIAGE CLEANER

MOSMATIC

**SPECIFICATIONS:**

- **MAX PRESSURE:** 4000 PSI
- **MAX TEMP:** 250 °F
- **INLET PORTS:** 3/8" NPTF

**STANDARD FEATURES/ACCESSORIES:**

- Ergonomic and versatile
- 6 different cleaning angles
- 9.1" minimum clearance

KR #	MFG #
UCM80614	80.614



### HURP-520 HURRICANE PRO 21" UNDERCARRIAGE CLEANER

MOSMATIC

**SPECIFICATIONS:**

- **MAX PRESSURE:** 4000 PSI
- **MAX TEMP:** 250 °F
- **INLET PORTS:** 3/8" NPTF

**STANDARD FEATURES/ACCESSORIES:**

- 6" flat-free swivel caster
- Adjustable spray deck
- Stainless steel (INOX) construction
- 8.9" minimum clearance

KR #	MFG #
UCM80617	80.617

# ATTACHMENTS

## SURFACE CLEANERS

### STEAMINATOR SURFACE CLEANER

MOSMATIC



**SPECIFICATIONS:**

- **MAX FLOW:** 4-8 GPM
- **MAX PRESSURE:** 300 PSI
- **MAX TEMP:** 350 °F
- **INLET PORTS:** 3/8" NPTM

**STANDARD FEATURES/ACCESSORIES:**

- Includes DXF swivel with self-lubricating ball bearings
- Two rotor arms with two nozzles allow easy spray angle changes
- Recovery system - 1.6" port connection for wet vacs
- 3 polyamide casters

KR #	MFG #	DESCRIPTION
PWSCM78094	78.094	8" Model
PWSCM78194	78.194	12" Model

### FL-EB 200 8" SURFACE CLEANER

MOSMATIC



**SPECIFICATIONS:**

- **MAX PRESSURE:** 4000 PSI
- **MAX TEMP:** 250 °F
- **INLET PORTS:** 3/8" NPTF

**STANDARD FEATURES/ACCESSORIES:**

- Two rotor arms with two nozzles
- Includes high pressure spray gun trigger
- Includes toggle swivel for horizontal and vertical surfaces
- High RPM stainless steel swivel with self-lubricated ball bearings
- Dual spring carbide seal system for longevity

KR #	MFG #
PWSCM78250	78.250

### HAMMERHEAD SURFACE CLEANER

GENERAL PUMP



**SPECIFICATIONS:**

- **FLOW:** 8 GPM
- **MAX. PRESSURE:** 4000 PSI
- **MAX. TEMP:** 180°F
- **INLET:** 3/8" F Snap

**STANDARD FEATURES/ACCESSORIES:**

- Compensating gun feature
- Greasable zerk
- Rugged ABS cover - resists corrosion
- Heavy-duty anodized aluminum components
- Stiff spray skirt and 2" bristles reduce overspray
- Serviceable swivel

PRICE	KR #	DESCRIPTION	PRICE	KR #	DESCRIPTION
<b>\$394.10</b>	<b>GPSC1800G</b>	18" Housing	<b>\$590.26</b>	<b>GPSC2200G</b>	22" Housing
<b>\$371.24</b>	<b>GPSC2000G</b>	20" Housing	<b>\$453.06</b>	<b>GPSC2400G</b>	24" Housing

GPSC1800G

GPSC2200G



### HAMMERHEAD SURFACE CLEANER REPLACEMENT PARTS

GENERAL PUMP



GPP2530009

GPP2660059

GPP2100372

GPP2100279

GPP2100373

GPDCG4000FSC

PRICE	KR #	DESCRIPTION	SPECS
<b>\$29.26</b>	<b>GPP2530009</b>	Spray Bar For 20" Hammerhead	• Includes 2 spray nozzles • 1/4" MNPT Inlet
<b>\$51.60</b>	<b>GPP2660059</b>	Scalloped Brush Assembly For 20" Hammerhead	• Direct replacement for brush on the 20" Hammerhead Surface Cleaner
<b>\$97.80</b>	<b>GPP2100373</b>	New Style Swivel Rebuild Kit For 18" & 20" Hammerhead	• For NEW STYLE swivels only • 3 screws, bottom splash plate • For sealed bearing style (NO grease fitting)
<b>\$97.80</b>	<b>GPP2100372</b>	Grease Fitting Repair Kit For 18" & 20" Hammerhead	• Grease fitting swivel parts • NOT for use with snap ring models
<b>\$87.02</b>	<b>GPP2100279</b>	Old Style Swivel Repair Kit For Older 18" & 20" Hammerhead	• ONLY compatible with snap rings
<b>\$51.89</b>	<b>GPDCG4000FSC</b>	Compensating Trigger Gun For 18" & 20" Hammerhead	• <b>MAX FLOW:</b> 8 GPM • <b>MAX PRESSURE:</b> 4000 PSI • <b>MAX TEMP:</b> 300°F • <b>INLET:</b> 3/8" FNPT • <b>OUTLET:</b> 1/4" FNPT



## WATER BROOMS

### 12" WATER BROOM ASSEMBLY

BE PRESSURE



**SPECIFICATIONS:**

- **MAX FLOW:** 3 GPM
- **MAX PRESSURE:** 4000 PSI

**STANDARD FEATURES/ACCESSORIES:**

- Sturdy stainless steel construction
- 3 Nozzles to clean a wide surface area quickly.
- 1/4" quick-disconnect plug

PRICE	KR #	MFG #
<b>\$36.00</b>	<b>PWWB60</b>	85.400.060

### 16" WATER BROOM ASSEMBLY

BE PRESSURE



**SPECIFICATIONS:**

- **MAX FLOW:** 4 GPM
- **MAX PRESSURE:** 4000 PSI

**STANDARD FEATURES/ACCESSORIES:**

- Sturdy stainless steel construction
- 4 Nozzles to clean a wide surface area quickly.
- 1/4" quick-disconnect plug

PRICE	KR #	MFG #
<b>\$36.00</b>	<b>PWWB61</b>	85.400.061

### 12" 3 NOZZLE WATER BROOM WITH 36" LANCE

GENERAL PUMP



- This water broom assembly contains all the parts you need to get a great, easy clean on any smooth, hard surface! It features three nozzles that direct high pressure streams of water onto the floor, and a 36" molded lance with 1/4" quick connect that makes it easy to connect to your pressure washer of choice. Use up to 3,000 PSI! A high-pressure, quick connect, stainless steel filter is included.

**SPECIFICATIONS**

- **MAX. PRESSURE:** 3000 PSI
- **INLET PORTS:** 1/4" QC

**STANDARD FEATURES/ACCESSORIES:**

- 12" long broom with (3) 65° nozzles
- 36" lance with molded rubber grip
- Includes high-pressure filter

<b>\$49.73</b>	<b>WB100869C</b>
----------------	------------------

### 16" 4 NOZZLE WATER BROOM WITH 36" LANCE

GENERAL PUMP



- This water broom assembly contains all the parts you need to get a great, easy clean on any smooth, hard surface! This 16" bar features three nozzles that direct high-pressure streams of water onto the floor, and a 36" molded lance with 1/4" quick connect that makes it easy to connect to your pressure washer of choice. Use up to 3,000 PSI! A high-pressure, quick connect, stainless steel filter is included.

**SPECIFICATIONS**

- **MAX. PRESSURE:** 3000 PSI
- **INLET PORTS:** 1/4" QC

**STANDARD FEATURES/ACCESSORIES:**

- 16" long broom with (4) 65° nozzles
- 36" lance with molded rubber grip
- Includes high-pressure filter

<b>\$75.51</b>	<b>WB100870C</b>
----------------	------------------

### TRIKLEENER® DELUXE 12" WATER BROOM WITH QC NOZZLES

GENERAL PUMP



- Perfect for use on paint, concrete, brick, slate, garage floors, wooden decks, docks, truck beds, metal roofing, and more. Great for residential and professional use! Please note that this item only includes the wheeled assembly and nozzles; spray wands must be purchased separately.

**SPECIFICATIONS**

- **REQUIRED PRESSURE RANGE:** 2700 PSI - 4500 PSI
- **INCLUDES** (3) 65° nozzles
- Steel plug to replace one nozzle for custom spray patterns
- Brass quick connect couplers
- Rubber water shield
- Use with 1/4" quick connect spray wands (excluding Simpson brand)
- Compatible with black soaping low pressure nozzle, sold separately

- **REQUIRED FLOW RANGE:** 2.3 GPM - 6 GPM
- **ORIFICES:** #1.35 nozzle
- Stainless steel tubing
- 7" adjustable wheels
- For gas pressure washers

<b>\$134.39</b>	<b>WB2100306</b>
-----------------	------------------

# ATTACHMENTS

## WET SANDBLASTERS



### HEAVY DUTY WET SAND BLASTING KIT

BE PRESSURE



#### SPECIFICATIONS:

- **PRESSURE:** 1500 - 5000 PSI
- **FLOW:** 10 GPM
- **CONNECTION:** 1/4" Male QC
- **00 BLAST PATTERN:** 10,000
- **150 BLAST PATTERN:** 3500

#### KIT INCLUDES:

- Industrial quality 3/4" hose with clamp
- 10TCS5BE nozzle
- 9050-9 probe
- 9051-9C head

**\$162.65** PW90019



### 5500 PSI INDUSTRIAL SAND BLASTING KIT

GENERAL PUMP



#### SPECIFICATIONS:

- **PRESSURE RANGE:** 1500 - 5500 PSI
- **FLOW RANGE:** 3 GPM
- **MAX TEMP:** 200° F

#### INCLUDED PARTS

- (1) sand nozzle
- (1) air/sand valve
- (1) nozzle holder
- (1) hose barb
- (1) sand probe
- (1) washer
- (1) mixing head
- (1) thumbscrew
- (1) male quick disconnect
- (2) hose clamp
- (1) 25' polyurethane hose (1" diameter)

**\$155.80** GPSBK



### 3500 PSI INDUSTRIAL SAND BLASTING KIT

GENERAL PUMP



#### SPECIFICATIONS:

- **PRESSURE RANGE:** 1500 - 3500 PSI
- **FLOW RANGE:** 3 - 8 GPM
- **MAX TEMP:** 200° F

#### STANDARD FEATURES/ACCESSORIES:

- 20', 1/4" diameter polyurethane hose
- 16" aluminum wand
- Mixing nozzle and seal with permanent nozzle fixture
- 24" water and sand outlet with 1/4" male quick-connect plug, 5" angled lance input, and 6/16" circular output

**\$83.72** GPSBK1

### INDUSTRIAL SAND BLASTING KIT WITH FAN SPRAY AND SAND POKER

AR NORTH AMERICA



#### SPECIFICATIONS:

- **PRESSURE RANGE:** 7250 PSI
- **MAX FLOW:** 21 GPM
- **2 WAY VALVE SYSTEM**
  - **PORT 1:** 1/4" FTP
  - **PORT 2:** Water/sand nozzle (10/16" x 3/16" rectangular hole)
- **1/4" FEMALE OUTLET FOR 5° - 10° MEG NOZZLES**

#### STANDARD FEATURES/ACCESSORIES:

- For suction-fed injection of sand into the water stream
- (4) MEG nozzles are made of tungsten carbide
- Aluminum 2' sand probe
- 2 metal hose clamps
- 1" diameter adjustable sand intake
- 25' polyurethane sand hose

**\$607.87** AR450KIT



## LANCES & WANDS

**New!**



### 24" LANCE FOR ST-175 SPRAY GUNS

SUTTNER



**SPECIFICATIONS:**

- **MAX FLOW:** 1-6 GPM
- **PRESSURE:** 5000 PSI
- **INLET:** 1/4" FPT
- **MAX TEMP:** 212°F

**CALL SUT175SS**

### CHROME PLATED WANDS

J.E. ADAMS



- Available with or without lance
- Lightweight
- Easy to handle

PRICE	PART #	MOLDED GRIP	LENGTH	SIZE
<b>\$2.93</b>	<b>WTZ418</b>	-	18"	1/4" MPT x 1/8" FPT
<b>\$6.18</b>	<b>WTZ418WL</b>	with lance	18"	1/4" MPT x 1/8" FPT
<b>\$4.78</b>	<b>WTZ424</b>	-	24"	1/4" MPT x 1/8" FPT
<b>\$12.46</b>	<b>WTZ424WL</b>	with lance	24"	1/4" MPT x 1/8" FPT
<b>\$8.88</b>	<b>WTZ436</b>	-	36"	1/4" MPT x 1/8" FPT
<b>\$16.92</b>	<b>WTZ436WL</b>	with lance	36"	1/4" MPT x 1/8" FPT
<b>\$2.82</b>	<b>WTZ418MM</b>	-	18"	1/4" MPT x 1/4" MPT
<b>\$5.21</b>	<b>WTZ418MMWL</b>	with lance	18"	1/4" MPT x 1/4" MPT
<b>\$4.12</b>	<b>WTZ424MM</b>	-	24"	1/4" MPT x 1/4" MPT
<b>\$6.14</b>	<b>WTZ424MMWL</b>	with lance	24"	1/4" MPT x 1/4" MPT
<b>\$5.70</b>	<b>WTZ436MM</b>	-	36"	1/4" MPT x 1/4" MPT
<b>\$7.40</b>	<b>WTZ436MMWL</b>	with lance	36"	1/4" MPT x 1/4" MPT
<b>\$17.34</b>	<b>WTZ470MM</b>	with lance	70"	1/4" MPT x 1/4" MPT

### 31" LANCE FOR YG7221 SPRAY GUNS

GENERAL PUMP



**SPECIFICATIONS:**

- **MAX FLOW:** 21 GPM
- **PRESSURE:** 8100 PSI
- **INLET:** 1/4" NPT-F
- **OUTLET:** 1/2" G
- **MAX TEMP:** 210°F

**\$197.97 GPP30500080**

### 40" DUAL STAINLESS STEEL LANCE WITH VENTED GRIP

PRESSURE PRO



**SPECIFICATIONS:**

- **PRESSURE:** 4000 PSI
- **FLOW:** 10 GPM
- **MAX TEMP:** 300°F
- **INLET:** 1/4" NPTM
- **OUTLET:** 1/4" NPTF

**\$183.11 PWP344-VG**

### 15" BLUE CLEAN EXTENSION LANCE

AR NORTH AMERICA



**SPECIFICATIONS:**

- **PRESSURE:** 2000 PSI

**STANDARD FEATURES/ACCESSORIES:**

- For use with all Blue Clean models from AR112 through AR338, as well as AR525 and AR527
- Attaches directly to the short ext. on AR114 & AR118 washers
- Male inlet x Female outlet

**\$22.12 AR3082860**

### 24" BLUE CLEAN FIXED & SWIVEL EXTENSIONS

AR NORTH AMERICA



**SPECIFICATIONS:**

- **PRESSURE:** 2200 PSI

**STANDARD FEATURES/ACCESSORIES:**

- 2 extension pieces included
- Works with all brush kits except 10" patio brush
- Fits AR Blue Clean electric pressure washers but will not connect to other pressure washers
- Will not connect to gas-powered pressure washers

**\$43.62 AR3310**



## LANCES & WANDS



### 36" CHROME PLATED INSULATED SPRAY LANCE

GENERAL PUMP



#### SPECIFICATIONS:

- **MAX FLOW:** 10.0 GPM
- **INLET:** 1/4" NPT-M
- **MAX TEMP:** 220 °F
- **PRESSURE:** 4000 PSI
- **OUTLET:** 1/4" NPT-M

#### STANDARD FEATURES:

- Chrome plating
- Includes black comfort grip

**\$6.51**

PWLW36

### ALUMINUM EXTENSION LANCE ASSEMBLY WITH QUICK CONNECTS

SUTTNER



- **Max PSI:** 6000
- **Max temp:** 300°F
- **INLET:** 1/4" MPT
- **OUTLET:** 1/4" MPT
- Nickel chrome plated body with molded plastic grip

PRICE	PART#	LENGTH
<b>\$9.03</b>	SUT000180	24"
<b>\$12.23</b>	SUT000210	47"

PRICE	PART#	LENGTH
<b>\$22.28</b>	SUT000220	60"
<b>\$24.23</b>	SUT000230	79"



WAND SAVER ATTACHED ON PLUG END

### QC ALUMINUM LANCE ASSEMBLIES WITH WAND SAVER

PRESSURE PRO



- **PRESSURE:** 4060 PSI
- **FLOW:** 10.5 GPM
- **MAX TEMP:** 302 °F
- **INLET:** 1/4" Male Snap Coupler
- **OUTLET:** 1/4" Female Snap Coupler

PRICE	KR #	LENGTH
<b>\$31.05</b>	PWP036-WS	36"
<b>\$33.41</b>	PWP048-WS	48"
<b>\$36.00</b>	PWP060-WS	60"

PRICE	KR #	LENGTH
<b>\$38.32</b>	PWP072-WS	72"
<b>\$40.65</b>	PWP084-WS	84"
<b>\$43.14</b>	PWP096-WS	96"



### STAINLESS STEEL NON-MOLDED SPRAY LANCE

HAMEL MANUFACTURING CO.



- **MAX FLOW:** 10½ GPM
- **SIZE:** 1/4" M x M
- **MAX PSI:** 4100
- **MAX TEMP:** 300°F

PRICE	PART#	LENGTH
<b>\$10.67</b>	WTS412MM	12"
<b>\$14.61</b>	WTS418MM	18"
<b>\$15.80</b>	WTS420MM	20"

PRICE	PART#	LENGTH
<b>\$20.65</b>	WTS424MM	24"
<b>\$31.88</b>	WTS436MM	36"



### CHROME PLATED NON-MOLDED SPRAY LANCE

J.E. ADAMS



- **MAX FLOW:** 10½ GPM
- **SIZE:** 1/4" M x M
- **MAX PSI:** 4100
- **MAX TEMP:** 300°F

PRICE	PART#	LENGTH
<b>\$2.82</b>	WTZ418MM	18"
<b>\$4.12</b>	WTZ424MM	24"

PRICE	PART#	LENGTH
<b>\$5.70</b>	WTZ436MM	36"



### GALVANIZED STEEL NON-MOLDED SPRAY LANCE

LANCES & WANDS

- **MAX FLOW:** 10½ GPM
- **SIZE:** 1/4" M x M
- **MAX PSI:** 4100
- **MAX TEMP:** 300°F

PRICE	PART#	LENGTH
<b>\$5.01</b>	WTG418MM	18"
<b>\$5.57</b>	WTG420MM	20"
<b>\$6.96</b>	WTG424MM	24"

PRICE	PART#	LENGTH
<b>\$8.48</b>	WTG430MM	30"
<b>\$10.04</b>	WTG436MM	36"

## LANCES & WANDS

**New!**



### 21735 STAINLESS STEEL LANCE TUBE

GIANT



**SPECIFICATIONS:**

- **INLET:** 1/4" MNPT • **OUTLET:** 1/4" MNPT • **MAX PRESSURE:** 7,250 PSI
- Please note that this lance does not have a grip, so additional caution should be exercised when working with hot water temperatures.

PRICE	PART#	LENGTH
<b>CALL</b>	<b>PU21735</b>	24"
	<b>PU21736</b>	36"
	<b>PU21737</b>	48"
	<b>PU21738</b>	60"



### ALUMINUM LANCE ASSEMBLIES WITH QUICK CONNECTS

PRESSURE PRO



- **PRESSURE:** 4060 PSI
- **FLOW:** 10.5 GPM
- **MAXTEMP:** 302°F
- **INLET:** 1/4" Male Snap Coupler
- **OUTLET:** 1/4" Female Snap Coupler

PRICE	PART#	LENGTH	PRICE	PART#	LENGTH
<b>\$26.57</b>	<b>PWP012</b>	12"	<b>\$36.08</b>	<b>PWP060</b>	60"
<b>\$28.86</b>	<b>PWP024</b>	24"	<b>\$38.43</b>	<b>PWP072</b>	72"
<b>\$31.22</b>	<b>PWP036</b>	36"	<b>\$40.76</b>	<b>PWP084</b>	84"
<b>\$33.51</b>	<b>PWP048</b>	48"	<b>\$43.24</b>	<b>PWP096</b>	96"

**BOMP26980**



**BOMP26981**



### 20" SPRAY LANCE WANDS

MOSMATIC



- Nozzle guards included with all Mosmatic wands

PRICE	PART#	LANCE	DESCRIPTION
<b>CALL</b>	<b>BOMP26980</b>	20" x 8" Grip - Straight	1/4" MPT x 1/8" FPT
	<b>BOMP26981</b>	20" x 8" Grip - Bent	1/4" MPT x 1/8" FPT
	<b>BOMP26982</b>	41" x 32" Grip - Straight	1/4" MPT x 1/8" FPT
	<b>BOMP26983</b>	41" x 32" Grip - Bent	1/4" MPT x 1/8" FPT



### ST-85 PUSH-PULL 33" LANCE

SUTTNER



**SPECIFICATIONS:**

- **INLET:** 1/4" FPT • **MAX PRESSURE:** 3,050 PSI • **ADJUSTABLE SPRAY ANGLE:** 20° - 90°

<b>\$115.68</b>	<b>SUT085710</b>	Lance only
<b>\$124.00</b>	<b>SUT085712</b>	Lance w/ side handle



### 18" STAINLESS STEEL LANCE WITH GRIP

HAMEL MANUFACTURING CO.



**SPECIFICATIONS:**

- **INLET:** 1/4" M • **OUTLET:** 1/4" M • **STANDARD FEATURES/ACCESSORIES:** Injection molded grip made of Santoprene

PRICE	PART#	COLOR
<b>\$19.36</b>	<b>WTS418WLBKMM</b>	Black
<b>\$19.36</b>	<b>WTS418WLBLMM</b>	Blue
<b>\$19.36</b>	<b>WTS418WLRMM</b>	Red

# ATTACHMENTS

## LANCES & WANDS



### STAINLESS STEEL CORE RUBBER FLEX WAND

HAMEL MANUFACTURING CO.



#### SPECIFICATIONS:

• INLET: 1/4" M • OUTLET: 1/4" M • PRESSURE: 2500 PSI

18" LENGTH			21" LENGTH			24" LENGTH		
PRICE	PART#	COLOR	PRICE	PART#	COLOR	PRICE	PART#	COLOR
\$23.93	WTSRFBKMM	Black	\$29.46	WTSRF21BKMM	Black	\$34.15	WTSRF24BKMM	Black
\$23.93	WTSRFBMM	Blue	\$29.46	WTSRF21BLMM	Blue	\$34.15	WTSRF24BLMM	Blue
\$23.93	WTSRFHGMM	Hot Green	\$29.46	WTSRF21RMM	Red	\$34.15	WTSRF24RMM	Red
\$23.93	WTSRFHPMM	Hot Pink						
\$23.93	WTSRFORMM	Orange						
\$23.93	WTSRFRMM	Purple						
\$23.93	WTSRFRMM	Red						



### GALVANIZED CORE RUBBER FLEX WAND

HAMEL MANUFACTURING CO.



#### SPECIFICATIONS:

• INLET: 1/4" M • OUTLET: 1/4" M • PRESSURE: 2500 PSI

18" LENGTH			21" LENGTH			24" LENGTH		
PRICE	PART#	COLOR	PRICE	PART#	COLOR	PRICE	PART#	COLOR
\$19.85	WTGRFBKMM	Black	\$22.19	WTGRF21BKMM	Black	\$22.70	WTGRF24BKMM	Black
\$19.85	WTGRFBMM	Blue	\$22.19	WTGRF21BLMM	Blue	\$22.70	WTGRF24BLMM	Blue
\$19.84	WTGRFHGMM	Hot Green	\$22.19	WTGRF21RMM	Red	\$22.70	WTGRF24RMM	Red
\$19.86	WTGRFRMM	Purple						
\$19.86	WTGRFORMM	Orange						
\$19.85	WTGRFRMM	Red						
\$19.85	WTGRFYMM	Yellow						

### STAINLESS STEEL FLEXIBLE WAND ATTACHMENT

SPRAY-FLEX



#### SPECIFICATIONS:

• INLET: 1/4" NPT-M • OUTLET: 1/4" NPT-F • FLOW: 10.5 GPM • MAX TEMP: 190°F

PRICE	PART#	PSI
\$77.87	PWP1000-3	3000
\$84.54	PWP1000-5	5000



## TELESCOPING WANDS & ACCESSORIES



### GIRAFFE LINE FIBERGLASS EXTENSION POLE

GENERAL PUMP


#### SPECIFICATIONS:

• PRESSURE: 4000 PSI • FLOW: 10.5 GPM  
• OUTLET: 1/4" Quick Disconnect • MAX TEMP: 195°F

PRICE	PART#	LENGTH
\$102.86	GPDLTG12	12'
\$120.00	GPDCLTG18	18'
\$137.14	GPDCLTG24	24'



## TELESCOPING WANDS & ACCESSORIES



### TELESCOPING WANDS

BE PRESSURE



#### SPECIFICATIONS:

- **PRESSURE:** 2000 - 4000 PSI
- **FLOW:** 8 GPM
- **INLET:** 3/8" M snap coupler
- **OUTLET:** 1/4" F snap coupler

#### ACCESSORIES/FEATURES:

- Fiberglass construction
- Threaded gun with hose adapters
- Compatible with QC spray tips

<b>\$164.27</b>	<b>PW85206424L</b>	24'	4-Stage
<b>\$134.70</b>	<b>PW85206018L</b>	18'	3-Stage
<b>\$18.92</b>	<b>PW85400019</b>	Support Belt	

### FRONT LANCE FOR TELESCOPING WANDS

BE PRESSURE



#### INCLUDES:

- M22 & Coupler

<b>\$17.47</b>	<b>PW85791024</b>
----------------	-------------------

### TELESCOPING WAND WITH GUN

GENERAL PUMP



#### SPECIFICATIONS:

- **MAX. PRESSURE:** 4000 PSI
- **MAX. TEMP.:** 195°F
- **BODY MATERIAL:** Fiberglass

PRICE	KR PART #	WAND	CONNECTION	REPLACEMENT GUN	PRICE
<b>\$102.86</b>	<b>GPDLTG12</b>	12'	1/4" quick connect	-	-
<b>\$120.00</b>	<b>GPDCLTG18</b>	18'	NPT and M22	<b>GPDCG4000TS18</b>	<b>\$36.71</b>
<b>\$137.14</b>	<b>GPDCLTG24</b>	24'	1/4" quick connect	-	-



### DOUBLE LANCE

GENERAL PUMP



- **MAX FLOW:** 10.5 GPM
- **BRASS OUTLET:** 1/4" NPT-F
- **INLET:** 1/4" NPT-M
- **RATED PSI:** 3650

PRICE	PART #	TYPE	LENGTH	TEMP	PRICE	PART #	TYPE	LENGTH	TEMP
<b>\$60.21</b>	<b>GPNDL33</b>	Straight/Zinc	33"	320°F	<b>\$93.62</b>	<b>GPNDL72</b>	Bent/zinc	72"	284°F
<b>\$60.21</b>	<b>GPNDL33B</b>	Bent/Zinc	33"	320°F	<b>\$69.90</b>	<b>GPNDL41SS</b>	Straight/Stainless	41"	320°F
<b>\$78.56</b>	<b>GPNDL36</b>	Bent/Zinc	36"	284°F					

**BOMP26711**

**BOMP26981**

### SPRAY LANCE WANDS

MOSMATIC



- Nozzle guards included with all Mosmatic wands

PRICE	PART#	LANCE	DESCRIPTION
<b>CALL FOR PRICING</b>	<b>BOMP26703</b>	20" x 8" grip straight	1/4" MNPT x 1/4" FNPT
	<b>BOMP26706</b>	34" x 16" grip straight	1/4" MNPT x 1/4" FNPT
	<b>BOMP26711</b>	41" x 32" grip straight	1/4" MNPT x 1/4" FNPT
	<b>BOMP26980</b>	20" x 8" Grip - Straight	1/4" MNPT x 1/8" FNPT
	<b>BOMP26981</b>	20" x 8" Grip - Bent	1/4" MNPT x 1/8" FNPT
	<b>BOMP26982</b>	41" x 32" Grip - Straight	1/4" MNPT x 1/8" FNPT
	<b>BOMP26983</b>	41" x 32" Grip - Bent	1/4" MNPT x 1/8" FNPT

**New!**

### FLOOR MOUNTED WAND HOLDER

MOSMATIC

- Polished stainless steel
- Dimensions: 28.3" L x 3.9" Diameter x 7.9" Base Diameter
- Weep connection: For .6" and 3/8" nozzles
- Solid construction
- 60° angle

<b>\$221.16</b>	<b>BOMP29127</b>
-----------------	------------------



### MOSMATIC 29.010 TIP PROTECTOR

MOSMATIC

<b>\$6.75</b>	<b>BOMP29010</b>	For .6" and 3/8" nozzles
---------------	------------------	--------------------------

# ATTACHMENTS

## TELESCOPING WANDS & ACCESSORIES



### TELESCOPING WAND WITH GUN

GENERAL PUMP



#### SPECIFICATIONS:

- **MAX. PRESSURE:** 4000 PSI
- **MAX. TEMP.:** 195 °F
- **BODY MATERIAL:** Fiberglass

PRICE	KR PART #	SIZE	CONNECTION	REPLACEMENT GUN	PRICE
<b>\$102.86</b>	<b>GPDLTG12</b>	12' Wand	1/4" quick connect	-	-
<b>\$120.00</b>	<b>GPDCLTG18</b>	18' Wand	NPT and M22	<b>GPDCG4000TS18</b>	<b>\$36.71</b>
<b>\$137.14</b>	<b>GPDCLTG24</b>	24' Wand	1/4" quick connect	-	-



### 24" ALUMINUM TELESCOPING WAND

GENERAL PUMP



#### SPECIFICATIONS:

- **PRESSURE:** 4000 PSI
- **FLOW:** 10.5 GPM
- **MAX TEMP:** 195 °F

#### ACCESSORIES/FEATURES:

- Includes 5/16" double steel braided high-pressure hose and back belt to lessen strain on back, arms and shoulders
- Accepts standard quick-couple pressure washer spray nozzles (nozzles not included)
- Easy-to-change operating lengths with pin lock system

**\$324.18**    **GPDCLTG24A4**



### TELESCOPING WAND BELT

GENERAL PUMP



#### BELT INSTRUCTIONS:

- To attach the belt to the telescoping wand, first unclip the nylon strap holding the aluminum clamp from the belt. Securely fasten the aluminum clamp to the telescoping pole in a position that the operator chooses. Tighten with a screwdriver so that the clip is positioned so it can be fastened back into the belt. Clip the nylon strap, which is now clamped onto the telescoping wand, back into the belt and you are ready to operate the telescoping wand with the belt securely assembled.

**\$26.43**    **GPD20015**



### DELUXE TELESCOPING LANCE ASSEMBLY

MTM HYDRO



#### SPECIFICATIONS:

- **PRESSURE:** 4000 PSI
- **MAX TEMP:** 250 °F

#### ACCESSORIES/FEATURES:

- 5/16" hose
- Made of aircraft grade aluminum
- Uses 3/8" QC plug to connect to hose/gun

**\$255.67**    **MTM270082**    20 Ft. Lance

## GUTTER CLEANERS



### GUTTER CLEANER ASSEMBLY

GENERAL PUMP



- Requires 1/4" Q.D. socket on wand for complete connection
- Can be attached to standard and telescoping wands so that gutters can be reached from the ground.

**\$12.00** GPD20011



### QUICK CONNECT GUTTER CLEANER ATTACHMENT

BE PRESSURE



- 8" long
- 1/4" M x F snap coupler ends
- Maximum pressure: 4000 PSI
- Only for use with prosumer gas pressure washer setups
- Attaches to 1/4" quick connector on wands
- Works with BE Pressure 18' and 24' wands, as well as many other brands
- Add on desired spray tip (not included)

**\$7.71** PW85400007



### M22 GUTTER CLEANER ATTACHMENT FOR SPRAY WANDS

BE PRESSURE



- Works with many 1/4" quick connect spray tips
- Maximum flow: 4 GPM
- Will not work with consumer grade electric pressure washers
- Compatible with prosumer-level gas pressure washers
- For professional use
- Maximum pressure: 4000 PSI
- M22 x 1/4" sockets

**\$9.46** PW85400033



### JETTER GENIE PRESSURE WASH SEWER JETTER CONVERSION KIT

MTM HYDRO ACCESSORIES



#### SPECIFICATIONS:

- **MAX PRESSURE:** 4000 PSI
- **FLOW:** 4.5 GPM

#### STANDARD FEATURES/ACCESSORIES:

- For use with gas-powered pressure washers only
- Will not connect to consumer-grade electric units
- Great for residential consumers seeking professional results
- Includes 3/8" male quick connect adapter
- Includes M22 metric threaded male to 3/8" male NPT adapter
- Works with M22F & 3/8" female quick connect hoses
- For use only with pipes and drains that are in good, sturdy condition

**\$129.91** MTM435001 Kit with 50' Hose  
**\$228.56** MTM435002 Kit with 100' Hose



## BRUSHES & BROOMS



### BLUE CLEAN BRUSH KIT WITH ADAPTERS

AR NORTH AMERICA

- Rotary brush features water pressure-driven rotating bristles that dislodge dirt and grime, and is perfect for vehicles including cars, trucks, buses, RVs, and more. Fixed utility brush is safe for most surfaces, including household surfaces such as patio furniture.

#### SPECIFICATIONS:

- **PRESSURE:** 2000 PSI

#### INCLUDES:

- 5 adapters and 2 brushes

**\$41.44** AR909102K



# ATTACHMENTS

## BRUSHES



### 7" NYLON BRISTLE ROTATING BRUSH ACCESSORY

SUTTNER



- **PRESSURE:** 725 PSI
- **MAX TEMP.:** 122°F
- **FLOW RATE:** 8 GPM
- **INLET:** 1/4" MNPT
- **ORIFICE:** 2.8

PRICE	PART #	DESCRIPTION	
<b>\$56.73</b>	<b>SUT21121</b>	Adjustable - Nylon	180° adjustability for vertical and horizontal surfaces
<b>\$125.15</b>	<b>SUT20050</b>	Non-Adjustable - Nylon	-
<b>\$48.16</b>	<b>SUT20020</b>	Natural Fiber	-

### NYLON FOAMY BRUSH WITH ALUMINUM CASTING

UNIVERSAL BRUSH



- 9 1/4" x 2 1/4" aluminum head
- 2 1/4" long bristles
- Uses foamy brush handle

<b>\$30.81</b>	<b>F0320NBL</b>	Blue
<b>\$23.17</b>	<b>F0320NBLR</b>	Blue Refill
<b>\$30.81</b>	<b>F0320NR</b>	Red
<b>\$23.17</b>	<b>F0318PNR</b>	Red Refill
<b>\$30.81</b>	<b>F0320NBK</b>	Black
<b>\$23.17</b>	<b>F0315PNR</b>	Black Refill

### BRUSH AND BUMPER COLOR MATCH



### NYLON FOAMY BRUSH WITH PLASTIC HEAD

UNIVERSAL BRUSH



- 9 1/4" x 2 1/4" plastic head
- 2 1/4" long bristles
- Uses foamy brush handle

<b>\$29.64</b>	<b>F0315PN</b>	Blue Plastic Head - Black Nylon	<b>\$23.17</b>	<b>F0315PNR</b>	Black Refill
<b>\$29.64</b>	<b>F0316PN</b>	Blue Plastic Head - Blue Nylon	<b>\$23.17</b>	<b>F0318PNR</b>	Red Refill
<b>\$29.64</b>	<b>F0317PN</b>	Black Plastic Head - Black Nylon	<b>\$23.17</b>	<b>F0320NBLR</b>	Blue Refill
<b>\$29.64</b>	<b>F0318PN</b>	Red Plastic Head - Red Nylon			



### ROUND TIRE BRUSH WITH RED PLASTIC HEAD

UNIVERSAL BRUSH



- 2" stiffer bristles
- 5 1/2" Diameter head
- Refills not available
- Uses foamy brush handle

**\$35.97** FORNDR



### ROUND BLUE NYLON BRUSH WITH BLUE PLASTIC HEAD

UNIVERSAL BRUSH



- 2 1/4" long bristles
- 5 1/2" Diameter head
- Refills not available
- Uses foamy brush handle

**\$35.97** FORNDBL



### ROUND BLACK NYLON BRUSH WITH BLUE PLASTIC HEAD

UNIVERSAL BRUSH



- 2 1/2" long bristles
- 5 1/2" Diameter head
- Refills not available
- Uses foamy brush handle

**\$35.97** FORNDN



### 10" ACID RESISTANT SOFT WASH BRUSH ATTACHMENTS

ATTACHMENTS

- Orange bristles - these special bristles are able to withstand harsh acids and cleaning agents!

**\$20.35** BR3305





## SOAP SHOOTERS

### SOAP SHOOTER NOZZLE

GENERAL PUMP



#### SPECIFICATIONS:

- **PRESSURE:** 5000 PSI

#### ACCESSORIES/FEATURES:

- For use with lance or extension wand
- Chemical can be stopped
- Stainless Steel
- Attaches to QC on lance or extension wand
- Adjustable chemical feature
- Chemical does not go through pump
- Includes: 30' hose, filter, nozzle

PRICE	KR #	NOZZLE SIZE
<b>\$51.92</b>	<b>GPP100145</b>	4.0
<b>\$51.92</b>	<b>GPP100146</b>	4.5
<b>\$51.92</b>	<b>GPP100147</b>	5.0

## X-JET CHEMICAL INJECTORS



### FIXED EXTERNAL CHEMICAL INJECTOR KITS

X-JET



#### SPECIFICATIONS:

- **PRESSURE:** 2000 - 4000
- **FLOW:** See Specific Model Below
- **MAX. TEMP:** 190 °F
- **INLET:** 1/4" QC Plug
- **CHEM PORT:** 1/8" MPT x 3/8" Hose Barb

#### INCLUDED ACCESSORIES:

- 15' X-Jet Suction Hose with hose barb
- Long range nozzle
- Low pressure close range nozzle
- 15-piece color coded proportioner tip set
- Shut off ball valve
- Mushroom strainer

PRICE	KR #	GPM
<b>\$126.75</b>	<b>XJET-07K</b>	2 - 2.5
<b>\$126.75</b>	<b>XJET-09K</b>	3 - 3.5
<b>\$126.75</b>	<b>XJET-13K</b>	4 - 4.5

PRICE	KR #	GPM
<b>\$126.75</b>	<b>XJET-16K</b>	5 - 6.5
<b>\$126.75</b>	<b>XJET-20K</b>	7 - 8
<b>\$126.75</b>	<b>XJET-25K</b>	8.5+

### ADJUSTABLE M5 EXTERNAL CHEMICAL INJECTOR KITS

X-JET



#### SPECIFICATIONS:

- **PRESSURE:** 2000 - 4000
- **FLOW:** See Specific Model Below
- **MAX. TEMP:** 190 °F
- **INLET:** 1/4" QC Plug
- **CHEM PORT:** 1/8" MPT x 3/8" Hose Barb

#### INCLUDED ACCESSORIES:

- 15' X-Jet Suction Hose with hose barb
- Twist-adjust M5 nozzle for spray patterns between 5° and 60°
- 15-piece color coded proportioner tip set
- Shut off ball valve
- Mushroom strainer

PRICE	KR #	GPM
<b>\$141.75</b>	<b>XJETM5-07K</b>	2 - 2.5
<b>\$141.75</b>	<b>XJETM5-09K</b>	3.0 - 3.5
<b>\$141.75</b>	<b>XJETM5-13K</b>	4 - 4.5

PRICE	KR #	GPM
<b>\$141.75</b>	<b>XJETM5-16K</b>	5 - 6.5
<b>\$141.75</b>	<b>XJETM5-20K</b>	7 - 8
<b>\$141.75</b>	<b>XJETM5-25K</b>	8.5+

### THE ORIGINAL X-JET NOZZLE (FIXED) LONG & CLOSE RANGE SPRAY PATTERNS

X-JET

- REPLACEMENT NOZZLE ASSEMBLY ONLY

PRICE	PART #	GPM
<b>\$79.50</b>	<b>XJET-07K-N</b>	2 - 2.5
<b>\$79.50</b>	<b>XJET-09K-N</b>	3 - 3.5

PRICE	PART #	GPM
<b>\$79.50</b>	<b>XJET-13K-N</b>	4 - 4.5
<b>\$79.50</b>	<b>XJET-16K-N</b>	5 - 6.5

PRICE	PART #	GPM
<b>\$79.50</b>	<b>XJET-20K-N</b>	7 - 8
<b>\$79.50</b>	<b>XJET-25K-N</b>	8.5+

### X-JET ADJUSTABLE SPRAY NOZZLE - 5-60° SPRAY PATTERN

X-JET

- REPLACEMENT NOZZLE ASSEMBLY ONLY

PRICE	PART #	GPM
<b>\$96.00</b>	<b>XJETM5-07K-N</b>	2 - 2.5
<b>\$96.00</b>	<b>XJETM5-09K-N</b>	3 - 3.5

PRICE	PART #	GPM
<b>\$96.00</b>	<b>XJETM5-13K-N</b>	4 - 4.5
<b>\$96.00</b>	<b>XJETM5-16K-N</b>	5 - 6.5

PRICE	PART #	GPM
<b>\$96.00</b>	<b>XJETM5-20K-N</b>	7 - 8
<b>\$96.00</b>	<b>XJETM5-25K-N</b>	8.5+

# ATTACHMENTS



## X-JET CHEMICAL INJECTORS & REPLACEMENT PARTS



### 5 GALLON X-JET PAIL SYSTEM

X-JET

- Chemicals not included
- Specifically for use with the X-Jet system
- Holds 5 gallons of chemicals
- Prevents spills during use
- Hose, nozzle, and proportioner tips sold separately

<b>\$36.77</b>	<b>XJET-PSA</b>	X-Jet Pail System Assembly
<b>\$19.58</b>	<b>XJET-PSS</b>	Shaft only for X-Jet System

### NOZZLE VANE

X-JET



- Compatible with the original fixed X-Jet models: XJET07K, XJET09K, XJET13K, XJET16K, XJET20K, XJET25K
- Handles close range applications. Replaces a close-range nozzle vane that is wearing out or one that has been lost. Part is OEM from X-Jet and made with 302 stainless-steel.

<b>\$3.25</b>	<b>XCRNRV</b>
---------------	---------------

### NOZZLE ADAPTOR

X-JET



- Compatible with the original fixed X-Jet models: XJET07K, XJET09K, XJET13K, XJET16K, XJET20K, XJET25K
- Handles close range applications. Replaces a nozzle adaptor that is wearing out or one that has been lost. Part is OEM from X-Jet.

<b>\$2.24</b>	<b>XCRNA</b>
---------------	--------------

### ADJUSTABLE SPRAY NOZZLE FOR M5 & DS TWIST

X-JET



- The X-Jet replacement nozzle is for use with your existing X-Jet adjustable external mixing nozzle assemblies. It allows continued operation at great pressures, and provides the ability to move between 5° and 60° spray patterns with a simple twist.
- Please note that the original nozzle was machined onto your X-Jet body to deliver proper vertical fan orientation. While it can be replaced by hand, the orientation of fan tips is not guaranteed after a manual repair.

<b>\$29.25</b>	<b>XJET-M5RVN</b>
----------------	-------------------

### 15 PC. PROPORTIONER TIP KIT

X-JET



- For providing 1:1 to 900:1 ratios of water to chemical with the X-Jet Kits
- Pull in just the right amount of chemicals with this X-Jet XPP-PAC proportioner tip kit! It contains 14 color coded and one clear tip, all direct replacements or duplicates for the original tips that came with your X-Jet. Use them with the fixed or adjustable external chemical mixing nozzles that combine soap with high pressure water outside of your power washer lines.

<b>\$15.47</b>	<b>XJET-PPK</b>
----------------	-----------------

### 15' CHEMICAL HOSE ASSEMBLY

X-JET



- For QC Injector Nozzles
- The X-JET XHA hose is a direct replacement for the one that came with your original quick connect unit. It attaches to the nozzle, allowing you to draw chemical into your X-Jet for convenient mixing outside of your pressure washer lines.
- With viton shut off valve, tank screen, barb, and 15 ft hose

<b>\$37.50</b>	<b>XJET-HA</b>
----------------	----------------



### SPRAY ORIFICES

X-JET

- Replacement orifices for X-Jet nozzles

PRICE	KR #	GPM	PSI	#
<b>\$15.45</b>	<b>XJET-OR9</b>	3.5	3000	9
<b>\$15.45</b>	<b>XJET-OR13</b>	6	4000	13
<b>\$15.45</b>	<b>XJET-OR16</b>	8	3500	16



## CHEMICAL INJECTORS



### UNIVERSAL FOAM INJECTOR KIT

SUTTNER

SUTTNER

**INJECTOR SPECS:** • Stainless steel construction • 3/8" inlet/outlet • 5000 PSI  
**NOZZLE SPECS:** • 1/4" inlet • 4000 PSI

PRICE	PART #	ORIFICE	PRICE	PART #	ORIFICE	PRICE	PART #	ORIFICE
<b>\$146.34</b>	<b>SUT160751</b>	2.0-3.5	<b>\$146.34</b>	<b>SUT160752</b>	4.0-5.5	<b>\$146.34</b>	<b>SUT160753</b>	6.5-7.0

### LOW PRESSURE DOWNSTREAM CHEMICAL SUCTION INJECTOR

PRESSURE PRO

Pressure-Pro



**SPECIFICATIONS:**

- **PRESSURE:** 4000 PSI
- **FLOW:** 5.0 GPM
- **MAX TEMP:** 195° F
- **INLET:** 3/8" F QC
- **OUTLET:** 3/8" M QC
- Fixed 20% Dilution ratio
- Includes 4 foot hose with strainer

**ABOUT:**

Allows you to apply soaps, detergents, and other pressure washing chemicals downstream so you don't have to run them through your pressure washer. This helps maintain the quality of your pressure washing machine and increases the amount of chemicals you can use since they do not go through the pressure washer.

**\$15.32 PWP0005**



### LOW PRESSURE SOAP INJECTOR

BE PRESSURE

- **PRESSURE:** 4000 PSI
- **MAX TEMP:** 195° F
- **FLOW:** 2-5 GPM
- **PLUG OUTLET:** 3/8"

**\$23.40 PW85400000**



### HIGH PRESSURE UP STREAM SOAP INJECTOR

BE PRESSURE

- **PRESSURE:** 3500 PSI
- **FLOW:** 3-5 GPM
- Adjustable soap injector draws soap or chemical into your water spray stream
- Male garden hose x Female garden hose connection fits directly onto your pump inlet

**\$41.26 PW85400003**

### 20% FIXED HI-DRAW BRASS CHEMICAL INJECTOR

GENERAL PUMP

**SPECIFICATIONS:**

- **FLOW RATE:** VARIES - SEE CHART
- **MAX PSI:** 4500
- **MAX TEMP.:** 190° F
- **INLET PORT:** 3/8" NPT-M
- **OUTLET PORT:** 3/8" NPT-M

PRICE	KR #	FLOW RATE
<b>\$13.14</b>	<b>GPP100773</b>	1.0 - 2.0 GPM
<b>\$13.14</b>	<b>GPP100774</b>	2.0 - 3.0 GPM
<b>\$13.14</b>	<b>GPP100775</b>	3.0 - 5.0 GPM
<b>\$13.14</b>	<b>GPP100776</b>	5.0 - 8.0 GPM

### 20% ADJUSTABLE HI-DRAW BRASS CHEMICAL INJECTOR

GENERAL PUMP

**SPECIFICATIONS:**

- **FLOW RATE:** VARIES - SEE CHART
- **MAX PSI:** 4500
- **MAX TEMP.:** 190° F
- **INLET PORT:** 3/8" NPT-M
- **OUTLET PORT:** 3/8" NPT-M
- **HOSE BARB:** 1/4", ADJUSTABLE

PRICE	KR #	FLOW RATE
<b>\$16.84</b>	<b>GPP100810</b>	1.0 - 2.0 GPM
<b>\$16.84</b>	<b>GPP100811</b>	2.0 - 3.0 GPM
<b>\$16.84</b>	<b>GPP100812</b>	3.0 - 5.0 GPM
<b>\$16.84</b>	<b>GPP100813</b>	5.0 - 8.0 GPM

# ATTACHMENTS

## DRUM PUMPS & TOOLS



**FLO-KING  
3/4" PLASTIC  
SPIGOT**  
HI-TECH INDUSTRIES

**SPECIFICATIONS:**  
• **MAX TEMP:** 140°

**\$3.70** CH1000



**CAP WRENCH**  
HI-TECH INDUSTRIES

• Fiberglass construction  
• For 5-gallon tight head containers

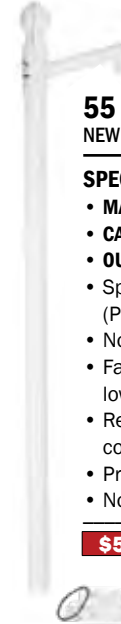
**\$8.03** DT1008



**PAIL OPENER**  
DRUM PUMPS & TOOLS

• This 8" plastic lid opener is ideal for removing lids on 5-gallon pails  
• Color may vary

**\$6.11** CH1019



**55 GALLON DRUM PUMP**  
NEW ZEALAND PUMP COMPANY

**SPECIFICATIONS:**

- **MAX DEPTH:** 36"
- **CASE PIPE WIDTH:** 1½"
- **OUTPUT/STROKE:** 15 oz.
- Spout opening fits 1" extender hose (Pliovic, Instagrip, Polyflex, Polybraid)
- No critical wear parts to break
- Fast, continuous flow, high volume - low pressure
- Reaches to the base of drum/ container and empties all contents.
- Prevents waste with swivel spout
- No leaks

**\$56.92** DPNZ55

## FOAMERS



**GENERAL PUMP YLS12T FOAMER LANCE WITH TANK**  
GENERAL PUMP



**SPECIFICATIONS:**

- **FLOW:** 6.5 GPM
- **PRESSURE:** 3200 PSI
- **MAX TEMP:** 140°
- **INLET PORTS:** 1/4"
- **CAPACITY:** 32 oz.

**ADDITIONAL INFORMATION:**

- Includes 1.5mm Injector and is rated at 2,900 PSI @ 6.5 GPM
- Easy-to-fill wide mouth bottle

**\$84.30** GPYLS12T



**STAINLESS STEEL FOAMER INJECTOR**  
SUTTNER




**SPECIFICATIONS:**

- **FLOW:** 1.32-5.2 GPM
- **PRESSURE:** 1000-4350 PSI
- **MAX TEMP:** 100°
- **INLET PORTS:** 1/4"
- **CAPACITY:** 32 oz.

**ADDITIONAL INFORMATION:**

- Integrated injector
- Easy-to-fill wide mouth bottles with fill markings
- Stainless steel non-corrosive injector for a wide range of uses
- Outlet nozzle operates in vertical or horizontal positions with metering valve for chemical mixing settings

**\$81.92** SUT73S



## FOAMERS



### LONG RANGE DETERGENT FOAMER WITH BAYONET

MTM HYDRO



#### SPECIFICATIONS:

- **MAX PRESSURE:** 5000 PSI
- **MAX FLOW:** 5.3 GPM
- **MAX TEMP.:** 140°F
- **INLET:** 1/4" F
- **BOTTLE CAPACITY:** 1.0 Liter

#### STANDARD FEATURES/ACCESSORIES:

- Includes both 1/4 M Quick Connect fitting & M22 threaded fitting
- Applies detergent in a 20' to 30' cleaning radius
- Adjustable spray pattern
- WILL NOT fit consumer grade electronic units with bayonet connectors

<b>\$64.99</b>	<b>MTM140263</b>	Foamer
<b>\$8.88</b>	<b>MTM370253</b>	1.0 Liter Replacement Bottle



### LONG-RANGE DETERGENT FOAMER

MTM HYDRO



#### SPECIFICATIONS:

- **MAX PRESSURE:** 5000 PSI
- **FLOW:** 5.3 GPM
- **MAX TEMP.:** 140 °F
- **INLET:** 1/4"
- **BOTTLE:** 1.0 Liter
- **ORIFICE:** 1.1

#### STANDARD FEATURES/ACCESSORIES:

- For use with a wide variety of detergents and chemicals
- Includes both 1/4" male quick connect and M22 threaded fittings
- Will NOT fit consumer-grade electric units with bayonet connectors

<b>\$64.99</b>	<b>MTM140263</b>	California WARNING PROPOSITION 65
----------------	------------------	-----------------------------------



### HYDRO FOAM CANNON

MTM HYDRO



#### SPECIFICATIONS:

- **MAX PRESSURE:** 5000 PSI
- **FLOW:** 5.3 GPM
- **MAX TEMP.:** 140 °F
- **ORIFICE:** 1.1

#### STANDARD FEATURES/ACCESSORIES:

- Adjustable fan blades - sprays vertically to horizontally
- Chemical injection knob with internal agitator to control foam
- Replaceable grit filter keeps foam and flow clean
- 32 oz. easy-grip bottle

<b>\$84.99</b>	<b>MTM147022</b>	California WARNING PROPOSITION 65
----------------	------------------	-----------------------------------



### CONSUMER FOAM JET KIT WITH 33' HOSE

MTM HYDRO



#### SPECIFICATIONS:

- **MAX PRESSURE:** 5000 PSI
- **FLOW:** 5.6 GPM
- **MAX TEMP.:** 140 °F
- **INLET:** 1/4" Threaded Female

#### STANDARD FEATURES/ACCESSORIES:

- Applies detergent from up to 20' away
- Cleaning radius of 30'
- For use with a wide variety of detergents and chemicals
- For use with gas pressure washers

<b>\$97.49</b>	<b>MTM140289</b>	California WARNING PROPOSITION 65
----------------	------------------	-----------------------------------



### 96 OZ. HYDRO FOAMER

HYDRO SYSTEMS



#### SPECIFICATIONS & FEATURES:

- 12:1 to 128:1 Dilution
- No installation required
- Maximum cleaning product performance

- Proven, reliable components
- Compact, easy to store

- Non-electric
- Enhanced safety

<b>\$70.69</b>	<b>IN481</b>
----------------	--------------



### 48 OZ. HYDRO FOAMER

HYDRO SYSTEMS



#### SPECIFICATIONS & FEATURES:

- 12:1 to 128:1 Dilution
- No installation required
- Maximum cleaning product performance

- Proven, reliable components
- Compact, easy to store

- Non-electric
- Enhanced safety

<b>\$70.02</b>	<b>IN483</b>
----------------	--------------



# ATTACHMENTS

## SPRAYERS



### HAND SPRAYERS

MASTER MFG.



#### FEATURES/ACCESSORIES:

- 48" Chemical resistant hose
- Single conical spray tip
- Ergonomic handle
- Lightweight and easy-to-use
- Large mouth for easy filling
- 18" spray wand
- Handle-action piston pump
- Pressure relief valve

<b>\$17.10</b>	<b>SPR0010</b>	1.6 Gallon
<b>\$19.86</b>	<b>SPR0020</b>	2.1 Gallon



### 9 GALLON WHEELED RECHARGEABLE TANK SPRAYER

MASTER MFG.



#### SPECIFICATIONS:

- 1 GPM Pump
- Viton Seals

#### FEATURES/ACCESSORIES:

- Lighted, on-handle power switch and charging port
- Rechargeable 12 volt battery
- 2 hour run time on single charge
- 18' vertical and 20' horizontal spray
- 18" wand
- Adjustable handle for easy storage
- Also features on-handle gun clips and hose rack
- Front mounted nozzle with 50' swath
- Spot spray gun with durable, 10' nylon hose
- Includes hitch bar for towing
- 12" HD chemical resistant wheels

<b>\$279.97</b>	<b>SPR0090</b>
-----------------	----------------



### 9 GALLON TANK SPOT SPRAYER WITH STRAPS

MASTER MFG.



#### FEATURES/ACCESSORIES:

- Chemical resistant polyethylene tanks
- 18" handgun with 10' coiled hose
- 12 volt connection cables
- Includes attachment straps
- Adjustable cone spray nozzle
- Glyphosate compatible

<b>\$106.17</b>	<b>SPR0091</b>
-----------------	----------------

### ADJUSTABLE DUCT CLEANERS

MOSMATIC



- Easy installation
- Self-rotating and stainless steel
- Adjustable version
- Used to clean vent ducting, trash chutes, pipes, totes, manholes and most containers. This self-rotating unit is completely maintenance free. The rotating head spins within the protective cage directing the high pressure spray onto your surface.
- The Duct Cleaner can be mounted on a lance, directly to a high pressure hose or for horizontal cleaning onto a trolley.
- The TYR ADJUSTABLE version has adjustable angle nozzle holders/arms.

KR #	SIZE	INLET	HEIGHT	TEMP	PSI	RPM	NOZZLES NEEDED
PWM85525	6"	1/4" NPTF	2.8"	90° F	4000	1000	For use with (2) 1/8" Nozzles (Not included)
PWM85526	6"	3/8" NPTF	2.8"	90° F	4000	1000	For use with (2) 1/8" Nozzles (Not included)
PWM85555	12"	1/4" NPTF	2.8"	90° F	4000	1000	For use with (2) 1/8" Nozzles (Not included)
PWM85556	12"	3/8" NPTF	2.8"	90° F	4000	1000	For use with (2) 1/8" Nozzles (Not included)
PWM85725	6"	1/4" NPTF	2.8"	90° F	4000	1000	For use with (3) 1/8" Nozzles (Not included)
PWM85726	6"	3/8" NPTF	2.8"	90° F	4000	1000	For use with (3) 1/8" Nozzles (Not included)
PWM85755	12"	1/4" NPTF	2.8"	90° F	4000	1000	For use with (3) 1/8" Nozzles (Not included)
PWM85756	12"	3/8" NPTF	2.8"	90° F	4000	1000	For use with (3) 1/8" Nozzles (Not included)



## ADJUSTABLE & ADJUSTABLE ROTATING NOZZLES

### DS TWIST ADJUSTABLE DOWNSTREAM SOFT WASH NOZZLES

X-JET



#### ACCESSORIES/FEATURES

- Soft wash low pressure adjustable nozzle
- Nozzles twist to adjust spray pattern
- Spray patterns between 0° and 60°
- Works with high pressure hose up to 100" long

PRICE	KR #	GPM	REACH
\$65.25	TWIST23	2 - 3	40 Ft.
\$65.25	TWIST37	3 - 7	50 Ft.
\$65.25	TWIST712	7 - 12	60 Ft.

### YHL ADJUSTABLE NOZZLES

GENERAL PUMP



#### SPECIFICATIONS:

- RATED PSI: 3650
- MAX. PSI 4050
- INLET: 1/4" BSP-F
- MAX. TEMP.: 195°F

#### STANDARD FEATURES/ACCESSORIES:

- Adjustable spray nozzle with variable spray angle and high or low pressure settings

PRICE	KR #	NOZZLE	COLOR
\$15.85	GPNYHL20	2	Light Green
\$15.85	GPNYHL25	2½	Pink
\$15.85	GPNYHL30	3	White
\$15.85	GPNYHL35	3½	Brown
\$15.85	GPNYHL40	4	Dark Yellow
\$15.85	GPNYHL45	4½	Blue

PRICE	KR #	NOZZLE	COLOR
\$15.85	GPNYHL50	5	Light Purple
\$15.85	GPNYHL55	5½	Dark Red
\$15.85	GPNYHL60	6	Dark Green
\$15.85	GPNYHL70	7	Orange
\$15.85	GPNYHL80	8	Silver

### YR36K ROTATING NOZZLE

GENERAL PUMP



GPNYR36K60

#### SPECIFICATIONS:

- MAX. PSI: 3650
- INLET: 1/4" BSP-F
- MAX. TEMP.: 212°F

#### STANDARD FEATURES/ACCESSORIES:

- Boasts durable brass construction with a shock-resistant ceramic seat and nozzle - Operates in any direction
- For common market pressures

PRICE	KR #	NOZZLE	COLOR
\$45.15	GPNYR36K30	3	Blue/White
\$45.15	GPNYR36K35	3½	Blue/Brown
\$45.15	GPNYR36K40	4	Blue/Yellow
\$45.15	GPNYR36K45	4½	Blue/Blue
\$45.15	GPNYR36K50	5	Blue/Purple

PRICE	KR #	NOZZLE	COLOR
\$45.15	GPNYR36K60	6	Blue/Green
\$45.15	GPNYR36K65	6½	Blue/Lt. Blue
\$45.15	GPNYR36K70	7	Blue/Orange
\$45.15	GPNYR36K80	8	Blue/Silver

### ZROTOMAX ADJUSTABLE ROTATING NOZZLE

GENERAL PUMP



GPNROTOMAX-1

#### SPECIFICATIONS:

- RATED PSI: 3500 PSI
- INLET: 1/4"-19 BSPP-F
- MAX. TEMP: 176°F
- FLOW RANGE: VARIES

PRICE	KR #	FLOW RANGE	COLOR I.D.
\$65.68	GPNROTOMAX-1	2.1 - 2.6 GPM	Black/Red
\$65.68	GPNROTOMAX-2	2.9 - 4.0 GPM	Black/Light Blue
\$65.68	GPNROTOMAX-3	4.2 - 5.5 GPM	Black/Black

### ADJUSTABLE NOZZLE

SUTTNER NOZZLES



- INLET: 1/4"
- MAX PSI: 3600 PSI
- Max Flow: 8 GPM
- OUTLET: 1/4"
- MAX TEMP: 300°F

\$18.73 SUT51N

### ROLLOVER NOZZLE

SUTTNER NOZZLES



- INLET: 1/4"
- MAX PSI: 3600 PSI
- OUTLET: 1/4"
- MAX TEMP: 300°F

\$22.07 SUT56

## ROTATING NOZZLES

### YR23K ROTATING NOZZLE

GENERAL PUMP



GPNYR23K45

**SPECIFICATIONS:**

- **MAX PRESSURE:** 2300 PSI
- **INLET:** 1/4" BSP-F
- **MAX TEMP.:** 212 °F

**STANDARD FEATURES/ACCESSORIES:**

- Shock-resistant ceramic, internal stabilization spring and can be operated in any direction
- Designed for lower pressures

PRICE	KR #	NOZZLE	COLOR
<b>\$36.26</b>	GPNYR23K25	2.5	Yellow/Pink
<b>\$36.26</b>	GPNYR23K45	4.5	Yellow/Blue

### YR51K ROTATING NOZZLE

GENERAL PUMP



GPNYR51K30

**SPECIFICATIONS:**

- **MAX PRESSURE:** 5100 PSI
- **INLET:** 1/4" BSP-F
- **MAX TEMP.:** 212 °F

**STANDARD FEATURES/ACCESSORIES:**

- Boasts durable brass construction with a shock-resistant ceramic seat and nozzle - Operates in any direction!
- For higher pressures/demanding applications

PRICE	KR #	NOZZLE	COLOR
<b>\$58.02</b>	GPNYR51K30	3.0	Red/White
<b>\$58.02</b>	GPNYR51K35	3.5	Red/Brown
<b>\$58.02</b>	GPNYR51K40	4.0	Red/Yellow
<b>\$58.02</b>	GPNYR51K45	4.5	Red/Blue
<b>\$58.02</b>	GPNYR51K50	5.0	Red/Purple

PRICE	KR #	NOZZLE	COLOR
<b>\$58.02</b>	GPNYR51K55	5.5	Red/Red
<b>\$58.02</b>	GPNYR51K60	6.0	Red/Green
<b>\$58.02</b>	GPNYR51K65	6.5	Red/Light Blue
<b>\$58.02</b>	GPNYR51K70	7.0	Red/Orange
<b>\$58.02</b>	GPNYR51K80	8.0	Red/Silver

### AL-TPR20 1/4" ROTATING NOZZLE

AR NORTH AMERICA



ARTPR2030



**SPECIFICATIONS:**

- **MAX PRESSURE:** 2900 PSI
- **INLET:** 1/4"
- **SPRAY ANGLE:** 15°
- **MAX TEMP.:** 105 °F

**STANDARD FEATURES/ACCESSORIES:**

- Boasts maximum cleaning power
- Internally rotating nozzle

PRICE	KR #	ORIFICE	NOZZLE	COLOR ID
<b>\$26.71</b>	ARTPR2030	1.3 mm	4.0	Yellow
<b>\$30.91</b>	ARTPR2040	1.4 mm	5.0	Blue
<b>\$47.12</b>	ARTPR2050	1.5 mm	6.0	Green

### AL-TPR25 1/4" HEAVY DUTY ROTATING NOZZLE

AR NORTH AMERICA



ARTPR2530



**SPECIFICATIONS:**

- **MAX PRESSURE:** 3675 PSI
- **INLET:** 1/4"
- **SPRAY ANGLE:** 15°
- **MAX TEMP.:** 195 °F

**STANDARD FEATURES/ACCESSORIES:**

- Rotating action moves high pressure water in a circle

PRICE	KR #	ORIFICE	NOZZLE	COLOR ID
<b>\$47.12</b>	ARTPR2530	1.3 mm	4.0	Dark Green
<b>\$47.12</b>	ARTPR2550	1.5 mm	6.0	Violet
<b>\$47.12</b>	ARTPR2570	1.7 mm	7.0	Gray

### AL-TPR35 1/4" HEAVY DUTY ROTATING NOZZLE

AR NORTH AMERICA



ARTPR3530



**SPECIFICATIONS:**

- **MAX PRESSURE:** 5075 PSI
- **INLET:** 1/4"
- **SPRAY ANGLE:** 15°
- **MAX TEMP.:** 195 °F

**STANDARD FEATURES/ACCESSORIES:**

- Rotating action moves high pressure water in a circle

PRICE	KR #	ORIFICE	NOZZLE	COLOR ID
<b>\$64.25</b>	ARTPR3530	1.3 mm	4.0	Dark Green
<b>\$55.52</b>	ARTPR3540	1.4 mm	5.0	Light Blue
<b>\$64.25</b>	ARTPR3550	1.5 mm	6.0	Violet
<b>\$77.24</b>	ARTPR3560	1.6 mm	6.5	Dark Brown
<b>\$64.25</b>	ARTPR3570	1.7 mm	7.0	Gray



## NOZZLES & KITS



### AL-TTR16 1/4" HEAVY DUTY ROTATING NOZZLE

AR NORTH AMERICA



#### SPECIFICATIONS:

- MAX PRESSURE: 2400 PSI
- INLET: 1/4"
- SPRAY ANGLE: 15°
- MAX TEMP.: 105°F

#### STANDARD FEATURES/ACCESSORIES:

- Rotating action moves high pressure water in a circle

PRICE	KR #	ORIFICE	NOZZLE	COLOR ID
\$23.35	ARTTR1615	1.15 mm	2.8	Purple/Lilac
\$23.35	ARTTR1620	1.2 mm	3.0	Yellow
\$23.35	ARTTR1625	1.25 mm	3.3	Green
\$23.35	ARTTR1630	1.3 mm	3.6	Orange
\$23.35	ARTTR1635	1.35 mm	3.7	Blue
\$23.35	ARTTR1640	1.4 mm	4.0	Beige

New!



### ST-75 FOAM NOZZLES

SUTTNER



#### SPECIFICATIONS:

- MAX PRESSURE: 5000 PSI
- CONNECTION: 1/4" FPT
- MAX TEMP: 212°F

#### STANDARD FEATURES/ACCESSORIES:

- Produces rich foam that allows for easy and safe chemical application
- Reduces chemical splash and drift, which drastically cuts down on product waste

PRICE	KR #	ORIFICE	PRICE	KR #	ORIFICE
\$51.27	SUT75548	3 mm	\$51.27	SUT75550	5.5 mm
\$51.27	SUT75549	4 mm	\$51.27	SUT75551	6.5 mm
\$51.27	SUT75552	5 mm			



### ST-457 TURBO NOZZLES

SUTTNER



#### SPECIFICATIONS:

- MAX PRESSURE: 6000 PSI
- CONNECTION: 1/4" FPT
- MAX TEMP: 212°F

#### STANDARD FEATURES/ACCESSORIES:

- 0° rotation creates a cleaning and tearing action ideal for hard surface applications
- Improved materials for longer life

PRICE	KR #	NOZZLE	COLOR I.D.	PRICE	KR #	NOZZLE	COLOR I.D.
\$108.01	SUT457-3.0	3.0	Yellow	\$108.01	SUT457-7	7.0	Pink
\$108.01	SUT457-4.5	4.5	Light Green	\$108.01	SUT457-8	8.0	Orange
\$108.01	SUT457-5.5	5.5	Light Blue	\$108.01	SUT457-10	10.0	Gray
\$108.01	SUT457-6	6.0	Red				



### ST-357 TURBO NOZZLES

SUTTNER



#### SPECIFICATIONS:

- MAX. PRESSURE: 3625 PSI
- CONNECTION: 1/4" FPT
- MAX TEMP: 190°F

#### STANDARD FEATURES/ACCESSORIES:

- 0° rotation creates a cleaning and tearing action ideal for hard surface applications
- Improved materials for longer life

PRICE	KR #	NOZZLE	COLOR	PRICE	KR #	NOZZLE	COLOR
\$59.93	SUT357-3	3.0	White	\$59.93	SUT357-5.5	5.5	White
\$59.93	SUT357-3.5	3.5		\$59.93	SUT357-6	6.0	
\$59.93	SUT357-4	4.0		\$59.93	SUT357-8	8.0	
\$59.93	SUT357-4.5	4.5		\$65.18	SUT357-9	9.0	
\$59.93	SUT357-5	5.0		\$65.18	SUT357-10	10.0	



SUT457-10K

### ST-457 REPAIR KITS

SUTTNER



ALL REPAIR KITS INCLUDE: • (1) nozzle • (1) O-ring for inlet • (1) Color coded ceramic seat

PRICE	KR #	NOZZLE	PRICE	KR #	NOZZLE
\$52.57	SUT457-5K	5.0 - SUT457-5	\$52.57	SUT457-8K	8.0 - SUT457-8
\$52.57	SUT457-5.5K	5.5 - SUT457-5.5	\$52.57	SUT457-10K	10.0 - SUT457-10
\$52.57	SUT457-6K	6.0 - SUT457-6			

# ATTACHMENTS

## TURBO NOZZLES



SUT357-10K

### ST-357 REPAIR KITS

SUTTNER



ALL REPAIR KITS INCLUDE: • (1) ceramic nozzle • (1) O-ring for inlet • (1) Color coded ceramic seat

PRICE	KR #	NOZZLE
\$33.96	SUT357-3K	3.0 - SUT357-3
\$33.96	SUT357-4K	4.0 - SUT357-4
\$33.96	SUT357-4.5K	4.5 - SUT357-4.5
\$33.96	SUT357-5K	5.0 - SUT357-5

PRICE	KR #	NOZZLE
\$33.96	SUT357-5.5K	5.5 - SUT357-5.5
\$33.96	SUT357-8K	8.0 - SUT357-8
\$39.35	SUT357-10K	10.0 - SUT357-10

### ROTATING TURBO NOZZLE

SUTTNER



#### SPECIFICATIONS:

- MAX PRESSURE: 6000 PSI
- INLET: 1/2" Female NPT
- MAX TEMP: 212°F

#### STANDARD FEATURES/ACCESSORIES:

- 0° rotation creates a cleaning and tearing action ideal for hard surface applications
- Note: Nozzle size used to be indicated by a color coded ring. Ring is now white on all nozzle sizes.

PRICE	KR #	NOZZLE
\$96.50	SUT457760	6.0 - ST-457H
\$96.50	SUT457780	8.0 - ST-457H

PRICE	KR #	NOZZLE
\$96.50	SUT457710	10.0 - ST-457H

### RED URETHANE HYDRO EXCAVATING TURBO NOZZLE

SUTTNER



#### SPECIFICATIONS:

- MAX PRESSURE: 6000 PSI
- INLET: 1/2" Brass
- MAX TEMP: 190°F

#### STANDARD FEATURES/ACCESSORIES:

- Ideal for hydro excavation and pressure washing jobs removing heavy soil and debris
- Resistant poly cover significantly increases the life of the nozzle

PRICE	KR #	NOZZLE
\$112.97	SUT458988	6.0 - ST-458
\$112.97	SUT458981	8.0 - ST-458

PRICE	KR #	NOZZLE
\$112.97	SUT458991	9.0 - ST-458
\$112.97	SUT458992	10.0 - ST-458

### HYDROJET TURBO NOZZLE WITH TURBO FILTER

MTM HYDRO



#### SPECIFICATIONS:

- MAX. PRESSURE: 4000 PSI
- FLOW: 4½ GPM
- CONNECTION: ¼" M QC
- MAX TEMP: 210°F

#### STANDARD FEATURES/ACCESSORIES:

- High-pressure rotating jet
- Works well with lances from many gas pressure washer brands, excluding Simpson

PRICE	KR #	NOZZLE
\$77.64	MTM160296	3½



A rotary turbo nozzle automatically spins a zero degree spray in a 4-8 inch circle at 3000 rotations per minute.

The spinning water jet hits the surface area from multiple angles, quickly breaking down caked-on dirt and grime. As a result, rotary nozzles can cut cleaning time in half.

## SELECTING THE RIGHT NOZZLE

Picking the perfect turbo nozzle is similar to selecting spray tips.

First, you simply match the grade of turbo nozzle with your pressure washer. Finding a consumer vs. medium-grade vs. professional turbo nozzle is the easy part.

Then select the orifice size. The chart below will help you align the right turbo nozzle with the right water pressure.

GPM	1000 PSI	1200 PSI	1250 PSI	1300 PSI	1500 PSI	1800 PSI
2	4	3½	3½	6½	3½	3
2½	5	4½	4½	4½	4	3½
3	6	5½	5½	5½	5	4½
3½	7	6½	6½	6	5½	5
4	8	7½	7	7	6½	6

### TRY TO KEEP YOUR ORIFICE SIZE AS SMALL AS POSSIBLE.

If you widen the orifice, you reduce the pressure. The whole purpose of a turbo nozzle is to fully utilize the highest pressure possible. Don't dilute the pressure.



## NOZZLES & KITS

### 22040B ROTATING TURBO LASER NOZZLE

GIANT



**SPECIFICATIONS:**

- **MAX PRESSURE:** 3600 PSI
- **CONNECTION:** 1/4" FBSP
- **SPRAY ANGLE:** 20°
- **FLOW:** Varies
- **MAX TEMP:** 212° F

**STANDARD FEATURES/ACCESSORIES:**

- Brass body with ceramic rotor nozzle
- Includes rubber cover

PRICE	KR #	NOZZLE	FLOW
\$54.36	PU22040-2	2	1.9 GPM
\$54.36	PU22040-25	2.5	2.3 GPM
\$54.36	PU22040-30	3.0	2.8 GPM
\$54.36	PU22040-35	3.5	3.3 GPM
\$54.36	PU22040-40	4.0	3.8 GPM
\$54.36	PU22040-45	4.5	4.3 GPM
\$54.36	PU22040-50	5.0	4.7 GPM
\$54.36	PU22040-55	5.5	5.3 GPM

PRICE	KR #	NOZZLE	FLOW
\$54.36	PU22040-60	6.0	5.7 GPM
\$54.36	PU22040-70	7.0	6.7 GPM
\$54.36	PU22040-80	8.0	7.6 GPM
\$54.36	PU22040-85	8.5	8.1 GPM
\$54.36	PU22040-10	10.0	9.5 GPM
\$54.36	PU22040-12	12.0	11.4 GPM
\$54.36	PU22040-20	20.0	18.5 GPM

### 22060A ROTATING TURBO LASER NOZZLE

GIANT



**SPECIFICATIONS:**

- **MAX PRESSURE:** 5800 PSI
- **CONNECTION:** 1/4" FBSP
- **SPRAY ANGLE:** 20°
- **FLOW:** 8 GPM
- **MAX TEMP:** 195° F

**STANDARD FEATURES/ACCESSORIES:**

- Brass body with ceramic rotor nozzle
- Two-piece plastic nozzle cover

PRICE	KR #	NOZZLE
\$84.72	PU22060-20	2.0
\$84.72	PU22060-30	3.0
\$84.72	PU22060-35	3.5
\$84.72	PU22060-40	4.0
\$84.72	PU22060-45	4.5
\$84.72	PU22060-50	5.0
\$84.72	PU22060-55	5.5

PRICE	KR #	NOZZLE
\$84.72	PU22060-60	6.0
\$84.72	PU22060-70	7.0
\$84.72	PU22060-80	8.0
\$84.72	PU22060-90	9.0
\$84.72	PU22060-120	12.0
\$103.91	PU22060-150	15.0
\$103.91	PU22060-200	20.0

### 22700 ROTATING TURBO LASER NOZZLE

GIANT



**SPECIFICATIONS:**

- **MAX PRESSURE:** 3600 PSI
- **CONNECTION:** 1/4" BSPP
- **SPRAY ANGLE:** 30°
- **MAX TEMP:** 195° F

**STANDARD FEATURES/ACCESSORIES:**

- Brass body with ceramic rotor nozzle
- Two-piece plastic nozzle cover

PRICE	KR #	NOZZLE
\$74.07	PU22700-2.0	2.0
\$74.07	PU22700-35	3.5

PRICE	KR #	NOZZLE
\$74.07	PU22700-40	4.0
\$74.07	PU22700-5.5	5.5

### 23800 TURBO LASER NOZZLE

GIANT



**SPECIFICATIONS:**

- **MAX PRESSURE:** 3600 PSI
- **CONNECTION:** 1/4" BSP
- **SPRAY ANGLE:** 20°
- **MAX TEMP:** 195° F

**STANDARD FEATURES/ACCESSORIES:**

- Brass body
- No cover

PRICE	KR #	NOZZLE
\$47.96	PU23800-20	2.0
\$47.96	PU23800-45	4.5
\$47.96	PU23800-50	5.0

PRICE	KR #	NOZZLE
\$47.96	PU23800-60	6.0
\$47.96	PU23800-10	10.0

### 23800 TURBO LASER NOZZLE WITH COVER

GIANT



**SPECIFICATIONS:**

- **MAX PRESSURE:** 3600 PSI
- **CONNECTION:** 1/4" BSP
- **SPRAY ANGLE:** 20°
- **MAX TEMP:** 195° F

**STANDARD FEATURES/ACCESSORIES:**

- Brass body with ceramic rotor nozzle
- With nozzle cover

PRICE	KR #	NOZZLE
\$50.10	PU23800-30C	3.0
\$50.10	PU23800-35C	3.5
\$50.10	PU23800-40C	4.0
\$50.10	PU23800-45C	4.5

PRICE	KR #	NOZZLE
\$50.10	PU23800-50C	5.0
\$50.10	PU23800-55C	5.5
\$50.10	PU23800-60C	6.0



# ATTACHMENTS

## SPRAY NOZZLES

FIND YOUR  
SPRAY TIP  
NUMBER HERE!



**Spraying Systems Co.<sup>®</sup>**

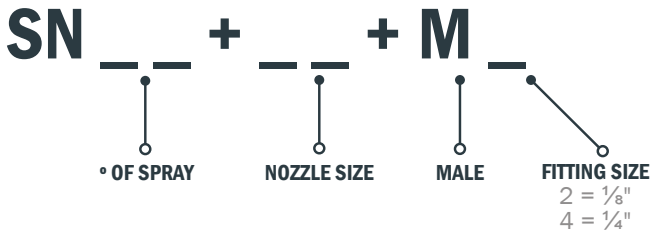
### WASHJET<sup>®</sup> MEG SPRAY NOZZLES SPRAYING SYSTEMS CO.

- Spray angles of 0° to 65°
- Uniform distribution - an internal guide vane stabilizes liquid turbulence
- Longer wear life and flow control accuracy with specially hardened stainless steel
- Female nozzles and VeeJet<sup>®</sup> nozzles are available

**\$4.37** 1/4"  
**\$4.17** 1/8"

### HOW TO DETERMINE NOZZLE SIZE:

- Calculate GPM & PSI to determine nozzle size (Ex. 1200 PSI at 3.8 GPM = nozzle size of 07 See \* above)
- After determining nozzle size, choose a degree of spray pattern:
  - 15 = 15° (narrow)
  - 25 = 25° (medium)
  - 40 = 40° (wide)
- Available spray patterns : 05, 15, 25, 40, 50, 65, 80
- Degree of spray does not affect nozzle volume



### INTERIOR #S ARE GPM

NOZZLE SIZE	ORIFICE DIAM. (INCHES)	40 PSI	100 PSI	250 PSI	500 PSI	600 PSI	700 PSI	800 PSI	1000 PSI	1200 PSI *	1500 PSI	2000 PSI	2500 PSI	3000 PSI	3500 PSI	4000 PSI
2	.034	.20	.32	.50	.71	.77	.80	.89	1.0	1.1	1.2	1.4	1.6	1.7	1.9	2.0
4	.052	.40	.63	1.00	1.40	1.60	1.70	1.80	2.0	2.2	2.4	2.8	3.2	3.5	3.8	4.0
4.5	.055	.45	.71	1.10	1.60	1.70	1.90	2.00	2.3	2.4	2.8	3.2	3.6	3.9	4.3	4.5
5	.057	.50	.79	1.30	1.80	1.90	2.10	2.20	2.5	2.8	3.1	3.5	4.0	4.3	4.7	5.0
5.5	.060	.55	.87	1.40	1.90	2.10	2.30	2.50	2.8	3.0	3.4	3.9	4.3	4.8	5.2	5.5
6	.062	.60	.95	1.50	2.10	2.30	2.50	2.70	3.0	3.2	3.7	4.2	4.7	5.2	5.6	6.0

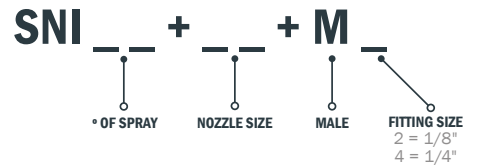


### WASHJET<sup>®</sup> IMEG<sup>®</sup> SPRAY NOZZLES SPRAYING SYSTEMS CO.



Spraying Systems Co.<sup>®</sup>

- Patented design provides optimized fluid dynamics to minimize turbulence and maximize spray performance
- The 302 stainless steel guide vane further stabilizes turbulent flow and improves pattern quality and cleaning efficiency
- Spray angles of 0° to 65°
- Uniform distribution - an internal guide vane stabilizes liquid turbulence
- Longer wear life and flow control accuracy with specially hardened stainless steel



### JROD 4 WAY 1/4" NOZZLE HOLDER ACCESSORIES

#### STANDARD FEATURES/ACCESSORIES:

- Simple, handy tool allows you to quickly switch between four different nozzles on one spray gun wand
- Accepts ANY 1/4" MPT spray nozzle
- Keeps your nozzles in one place - avoid wet pockets and lost nozzles!

**\$32.08** JROD

## 1/8" SPRAY TIPS



### 1/8" MALE NPT WASHJET MEG SPRAY TIP - 15°

SPRAYING SYSTEMS CO.

#### SPECIFICATIONS:

- **PRESSURE RANGE:** 300-4000 PSI
- **SPRAY ANGLE:** 15°
- **INLET:** 1/8" MNPT
- **OUTLET:** 1/4" MNPT
- **LENGTH:** 7/8"
- **HEX:** 1/2"

#### STANDARD FEATURES/ACCESSORIES:

- Hardened stainless steel material - long operation life
- Even, tapered edge fan type spray pattern
- Generates high-impact sprays - ideal for pressure washing

PRICE	TIP	KR #	MFG.#	SIZE	PRICE	TIP	KR #	MFG.#	SIZE	PRICE	TIP	KR #	MFG.#	SIZE
\$4.17	1502	SN1502M2	SA1/8MEG-1502	2.0	\$4.17	1505	SN1505M2	SA1/8MEG-1505	5.0	\$4.17	1508	SN1508M2	SA1/8MEG-1508	8.0
\$4.17	1503	SN1503M2	SA1/8MEG-1503	3.0	\$4.17	15055	SN15055M2	SA1/8MEG-15055	5.5	\$4.17	15085	SN15085M2	SA1/8MEG-15085	8.5
\$4.17	15035	SN15035M2	SA1/8MEG-15035	3.5	\$4.17	1506	SN1506M2	SA1/8MEG-1506	6.0	\$4.17	1509	SN1509M2	SA1/8MEG-1509	9.0
\$4.17	1504	SN1504M2	SA1/8MEG-1504	4.0	\$4.17	15065	SN15065M2	SA1/8MEG-15065	6.5	\$4.17	1510	SN1510M2	SA1/8MEG-1510	10.0
\$4.17	15045	SN15045M2	SA1/8MEG-15045	4.5	\$4.17	1507	SN1507M2	SA1/8MEG-1507	7.0	\$4.17	1515	SN1515M2	SA1/8MEG-1515	15.0

### 1/8" MALE NPT WASHJET MEG SPRAY TIP - 25°

SPRAYING SYSTEMS CO.

#### SPECIFICATIONS:

- **PRESSURE RANGE:** 300-4000 PSI
- **INLET:** 1/8" MNPT
- **LENGTH:** 7/8"
- **SPRAY ANGLE:** 25°
- **OUTLET:** 1/4" MNPT
- **HEX:** 1/2"

#### STANDARD FEATURES/ACCESSORIES:

- Hardened stainless steel material - long operation life
- Even, tapered edge fan type spray pattern
- Generates high-impact sprays - ideal for pressure washing

PRICE	TIP	KR #	MFG.#	SIZE	PRICE	TIP	KR #	MFG.#	SIZE	PRICE	TIP	KR #	MFG.#	SIZE
\$4.17	2501	SN2501M2	SA1/8MEG-2501	1.0	\$4.17	2504	SN2504M2	SA1/8MEG-2504	4.0	\$4.17	2507	SN2507M2	SA1/8MEG-2507	7.0
\$4.17	2501	SN2502M2	SA1/8MEG-2502	2.0	\$4.17	2505	SN2505M2	SA1/8MEG-2505	5.0	\$4.17	25075	SN25075M2	SA1/8MEG-25075	7.5
\$4.17	2503	SN2503M2	SA1/8MEG-2503	3.0	\$4.17	25055	SN25055M2	SA1/8MEG-25055	5.5	\$4.17	2508	SN2508M2	SA1/8MEG-2508	8.0
\$4.17	25035	SN25035M2	SA1/8MEG-25035	3.5	\$4.17	2506	SN2506M2	SA1/8MEG-2506	6.0	\$4.17	2509	SN2509M2	SA1/8MEG-2509	9.0
\$4.17	25045	SN25045M2	SA1/8MEG-25045	4.5	\$4.17	25065	SN25065M2	SA1/8MEG-25065	6.5	\$4.17	2510	SN2510M2	SA1/8MEG-2510	10.0
										\$4.17	2515	SN2515M2	SA1/8MEG-2515	15.0

### 1/8" MALE NPT WASHJET MEG SPRAY TIP - 32°

SPRAYING SYSTEMS CO.

#### SPECIFICATIONS:

- **PRESSURE RANGE:** 300-4000 PSI
- **INLET:** 1/8" MNPT
- **LENGTH:** 7/8"
- **SPRAY ANGLE:** 32°
- **OUTLET:** 1/4" MNPT
- **HEX:** 1/2"

#### STANDARD FEATURES/ACCESSORIES:

- Hardened stainless steel material - long operation life
- Even, tapered edge fan type spray pattern
- Generates high-impact sprays - ideal for pressure washing

PRICE	TIP	KR #	MFG.#	SIZE	PRICE	TIP	KR #	MFG.#	SIZE
\$4.17	3206	SN3206M2	SA1/8MEG-3206	6.0	\$4.17	3207	SN3207M2	SA1/8MEG-3207	7.0

### 1/8" MALE NPT WASHJET MEG SPRAY TIP - 40°

SPRAYING SYSTEMS CO.

#### SPECIFICATIONS:

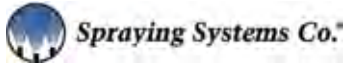
- **PRESSURE RANGE:** 300-4000 PSI
- **INLET:** 1/8" MNPT
- **LENGTH:** 7/8"
- **SPRAY ANGLE:** 40°
- **OUTLET:** 1/4" MNPT
- **HEX:** 1/2"

#### STANDARD FEATURES/ACCESSORIES:

- Hardened stainless steel material - long operation life
- Even, tapered edge fan type spray pattern
- Generates high-impact sprays - ideal for pressure washing

PRICE	TIP	KR #	MFG.#	SIZE	PRICE	TIP	KR #	MFG.#	SIZE	PRICE	TIP	KR #	MFG.#	SIZE
\$4.17	4002	SN4002M2	SA1/8MEG-4002	2.0	\$4.17	4005	SN4005M2	SA1/8MEG-4005	5.0	\$4.17	4005	SN4005M2	SA1/8MEG-4005	5.0
\$4.17	4003	SN4003M2	SA1/8MEG-4003	3.0	\$4.17	40055	SN40055M2	SA1/8MEG-40055	5.5	\$4.17	40065	SN40065M2	SA1/8MEG-40065	6.5
\$4.17	4004	SN4004M2	SA1/8MEG-4004	4.0										

# ATTACHMENTS



## 1/4" SPRAY TIPS



### 1/4" MALE NPT WASHJET MEG SPRAY TIP - 0° SPRAYING SYSTEMS CO.

#### SPECIFICATIONS:

- **PRESSURE RANGE:** 300-4000 PSI
- **SPRAY ANGLE:** 0°
- **INLET:** 1/8" MNPT
- **OUTLET:** 1/4" MNPT
- **LENGTH:** 1"
- **HEX:** 9/16"

#### STANDARD FEATURES/ACCESSORIES:

- 400 series hardened stainless steel construction ensures long operation life
- Even edge flat fan type spray pattern
- Internal guide vane for liquid turbulence stabilization

PRICE	TIP	KR #	MFG.#	SIZE	PRICE	TIP	KR #	MFG.#	SIZE	PRICE	TIP	KR #	MFG.#	SIZE
\$4.37	0002	SN0002M4	SA1/4MEG-0002	02.0	\$4.37	0006	SN0006M4	SA1/4MEG-0006	06.0	\$4.37	0020	SN0020M4	SA1/4MEG-0020	20.0
\$4.37	00025	SN00025M4	SA1/4MEG-00025	02.5	\$4.37	0007	SN0007M4	SA1/4MEG-0007	07.0	\$4.37	0025	SN0025M4	SA1/4MEG-0025	25.0
\$4.37	0003	SN0003M4	SA1/4MEG-0003	03.0	\$4.37	0008	SN0008M4	SA1/4MEG-0008	08.0	\$4.37	0030	SN0030M4	SA1/4MEG-0030	30.0
\$4.37	00035	SN00035M4	SA1/4MEG-00035	03.5	\$4.37	0009	SN0009M4	SA1/4MEG-0009	09.0	\$4.37	0040	SN0040M4	SA1/4MEG-0040	40.0
\$4.37	0004	SN0004M4	SA1/4MEG-0004	04.0	\$4.37	0010	SN0010M4	SA1/4MEG-0010	10.0	\$4.37	0050	SN0050M4	SA1/4MEG-0050	50.0
\$4.37	0005	SN0005M4	SA1/4MEG-0005	05.0	\$4.37	0012	SN0012M4	SA1/4MEG-0012	12.0	\$4.37	0060	SN0060M4	SA1/4MEG-0060	60.0
\$4.37	0055	SN00055M4	SA1/4MEG-00055	05.5	\$4.37	0015	SN0015M4	SA1/4MEG-0015	15.0	\$4.37	0070	SN0070M4	SA1/4MEG-0070	70.0
										\$4.37	0090	SN0090M4	SA1/4MEG-0090	90.0

### 1/4" MALE NPT WASHJET MEG SPRAY TIP - 5° SPRAYING SYSTEMS CO.

#### SPECIFICATIONS:

- **PRESSURE RANGE:** 300-4000 PSI
- **SPRAY ANGLE:** 5°
- **INLET:** 1/8" MNPT
- **OUTLET:** 1/4" MNPT
- **LENGTH:** 1"
- **HEX:** 9/16"

#### STANDARD FEATURES/ACCESSORIES:

- 400 series hardened stainless steel construction ensures long operation life
- Even edge flat fan type spray pattern
- Internal guide vane for liquid turbulence stabilization

PRICE	TIP	KR #	MFG.#	SIZE	PRICE	TIP	KR #	MFG.#	SIZE	PRICE	TIP	KR #	MFG.#	SIZE
\$4.37	0502	SN0502M4	SA1/4MEG-0502	02.0	\$4.37	0507	SN0507M4	SA1/4MEG-0507	07.0	\$4.37	0512	SN0512M4	SA1/4MEG-0512	12.0
\$4.37	0503	SN0503M4	SA1/4MEG-0503	03.0	\$4.37	0508	SN0508M4	SA1/4MEG-0508	08.0	\$4.37	0515	SN0515M4	SA1/4MEG-0515	15.0
\$4.37	0504	SN0504M4	SA1/4MEG-0504	04.0	\$4.37	0509	SN0509M4	SA1/4MEG-0509	09.0	\$4.37	0530	SN0530M4	SA1/4MEG-0530	30.0
\$4.37	0505	SN0505M4	SA1/4MEG-0505	05.0	\$4.37	0510	SN0510M4	SA1/4MEG-0510	10.0	\$4.37	0540	SN0540M4	SA1/4MEG-0540	40.0

### 1/4" MALE NPT WASHJET MEG SPRAY TIP - 15° SPRAYING SYSTEMS CO.

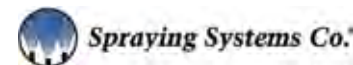
#### SPECIFICATIONS:

- **PRESSURE RANGE:** 300-4000 PSI
- **SPRAY ANGLE:** 15°
- **INLET:** 1/8" MNPT
- **OUTLET:** 1/4" MNPT
- **LENGTH:** 1"
- **HEX:** 9/16"

#### STANDARD FEATURES/ACCESSORIES:

- 400 series hardened stainless steel construction ensures long operation life
- Even edge flat fan type spray nozzle provides an even, uniform spray pattern

PRICE	TIP	KR #	MFG.#	SIZE	PRICE	TIP	KR #	MFG.#	SIZE	PRICE	TIP	KR #	MFG.#	SIZE
\$4.37	1501	SN1501M4	SA1/4MEG-1501	1.0	\$4.37	1506	SN1506M4	SA1/4MEG-1506	6.0	\$4.37	1512	SN1512M4	SA1/4MEG-1512	12.0
\$4.37	15015	SN15015M4	SA1/4MEG-15015	1.5	\$4.37	15065	SN15065M4	SA1/4MEG-15065	6.5	\$4.37	1513	SN1513M4	SA1/4MEG-1513	13.0
\$4.37	1502	SN1502M4	SA1/4MEG-1502	2.0	\$4.37	1507	SN1507M4	SA1/4MEG-1507	7.0	\$4.37	1514	SN1514M4	SA1/4MEG-1514	14.0
\$4.37	15025	SN15025M4	SA1/4MEG-15025	2.5	\$4.37	15075	SN15075M4	SA1/4MEG-15075	7.5	\$4.37	1515	SN1515M4	SA1/4MEG-1515	15.0
\$4.37	1503	SN1503M4	SA1/4MEG-1503	3.0	\$4.37	1508	SN1508M4	SA1/4MEG-1508	8.0	\$4.37	1520	SN1520M4	SA1/4MEG-1520	20.0
\$4.37	15035	SN15035M4	SA1/4MEG-15035	3.5	\$4.37	15085	SN15085M4	SA1/4MEG-15085	8.5	\$4.37	1530	SN1530M4	SA1/4MEG-1530	30.0
\$4.37	1504	SN1504M4	SA1/4MEG-1504	4.0	\$4.37	1509	SN1509M4	SA1/4MEG-1509	9.0	\$4.37	1540	SN1540M4	SA1/4MEG-1540	40.0
\$4.37	15045	SN15045M4	SA1/4MEG-15045	4.5	\$4.37	1510	SN1510M4	SA1/4MEG-1510	10.0	\$4.37	1550	SN1550M4	SA1/4MEG-1550	50.0
\$4.37	15055	SN15055M4	SA1/4MEG-15055	5.5	\$4.37	1511	SN1511M4	SA1/4MEG-1511	11.0	\$4.37	1560	SN1560M4	SA1/4MEG-1560	60.0



## 1/4" SPRAY TIPS

### 1/4" MALE NPT WASHJET MEG SPRAY TIP - 25°

SPRAYING SYSTEMS CO

#### SPECIFICATIONS:

- **PRESSURE RANGE:** 300-4000 PSI
- **INLET:** 1/8" MNPT
- **LENGTH:** 1-1/64"
- **SPRAY ANGLE:** 25°
- **OUTLET:** 1/4" MNPT
- **HEX:** 9/16"

#### STANDARD FEATURES/ACCESSORIES:

- 400 series hardened stainless steel construction ensures long operation life
- Even edge flat fan type spray nozzle provides an even, uniform spray pattern

PRICE	TIP	KR #	MFG.#	SIZE	PRICE	TIP	KR #	MFG.#	SIZE	PRICE	TIP	KR #	MFG.#	SIZE
\$4.37	2501	SN2501M4	SA1/4MEG-2501	1.0	\$4.37	2506	SN2506M4	SA1/4MEG-2506	6.0	\$4.37	2511	SN2511M4	SA1/4MEG-2511	11.0
\$4.37	2502	SN2502M4	SA1/4MEG-2502	2.0	\$4.37	25065	SN25065M4	SA1/4MEG-25065	6.5	\$4.37	2512	SN2512M4	SA1/4MEG-2512	12.0
\$4.37	2025	SN25025M4	SA1/4MEG-25025	2.5	\$4.37	2507	SN2507M4	SA1/4MEG-2507	7.0	\$4.37	2513	SN2513M4	SA1/4MEG-2513	13.0
\$4.37	2503	SN2503M4	SA1/4MEG-2503	3.0	\$4.37	25075	SN25075M4	SA1/4MEG-25075	7.5	\$4.37	2514	SN2514M4	SA1/4MEG-2514	14.0
\$4.37	25035	SN25035M4	SA1/4MEG-25035	3.5	\$4.37	2508	SN2508M4	SA1/4MEG-2508	8.0	\$4.37	2515	SN2515M4	SA1/4MEG-2515	15.0
\$4.37	2504	SN2504M4	SA1/4MEG-2504	4.0	\$4.37	25085	SN25085M4	SA1/4MEG-25085	8.5	\$4.37	2520	SN2520M4	SA1/4MEG-2520	20.0
\$4.37	25045	SN25045M4	SA1/4MEG-25045	4.5	\$4.37	2509	SN2509M4	SA1/4MEG-2509	9.0	\$4.37	2525	SN2525M4	SA1/4MEG-2525	25.0
\$4.37	2505	SN2505M4	SA1/4MEG-2505	5.0	\$4.37	2510	SN2510M4	SA1/4MEG-2510	10.0	\$4.37	2530	SN2530M4	SA1/4MEG-2530	30.0
\$4.37	25055	SN25055M4	SA1/4MEG-25055	5.5						\$4.37	2540	SN2540M4	SA1/4MEG-2540	40.0

### 1/4" MALE NPT WASHJET MEG SPRAY TIP - 40°

SPRAYING SYSTEMS CO.

#### SPECIFICATIONS:

- **PRESSURE RANGE:** 300-4000 PSI
- **INLET:** 1/8" MNPT
- **LENGTH:** 1-1/64"
- **SPRAY ANGLE:** 40°
- **OUTLET:** 1/4" MNPT
- **HEX:** 9/16"

#### STANDARD FEATURES/ACCESSORIES:

- 400 series hardened stainless steel construction ensures long operation life
- Even edge flat fan type spray nozzle provides an even, uniform spray pattern

PRICE	TIP	KR #	MFG.#	SIZE	PRICE	TIP	KR #	MFG.#	SIZE	PRICE	TIP	KR #	MFG.#	SIZE
\$4.37	4001	SN4001M4	SA1/4MEG-4001	1.0	\$4.37	4006	SN4006M4	SA1/4MEG-4006	6.0	\$4.37	4015	SN4015M4	SA1/4MEG-4015	15.0
\$4.37	4002	SN4002M4	SA1/4MEG-4002	2.0	\$4.37	40065	SN40065M4	SA1/4MEG-40065	6.5	\$4.37	4018	SN4018M4	SA1/4MEG-4018	18.0
\$4.37	4003	SN4003M4	SA1/4MEG-4003	3.0	\$4.37	4007	SN4007M4	SA1/4MEG-4007	7.0	\$4.37	4020	SN4020M4	SA1/4MEG-4020	20.0
\$4.37	40035	SN40035M4	SA1/4MEG-40035	3.5	\$4.37	4008	SN4008M4	SA1/4MEG-4008	8.0	\$4.37	4025	SN4025M4	SA1/4MEG-4025	25.0
\$4.37	4004	SN4004M4	SA1/4MEG-4004	4.0	\$4.37	40085	SN40085M4	SA1/4MEG-40085	8.5	\$4.37	4030	SN4030M4	SA1/4MEG-4030	30.0
\$4.37	40045	SN40045M4	SA1/4MEG-40045	4.5	\$4.37	4009	SN4009M4	SA1/4MEG-4009	9.0	\$4.37	4040	SN4040M4	SA1/4MEG-4040	40.0
\$4.37	4005	SN4005M4	SA1/4MEG-4005	5.0	\$4.37	4010	SN4010M4	SA1/4MEG-4010	10.0	\$4.37	4050	SN4050M4	SA1/4MEG-4050	50.0
\$4.37	40055	SN40055M4	SA1/4MEG-40055	5.5	\$4.37	4012	SN4012M4	SA1/4MEG-4012	12.0	\$4.37	4060	SN4060M4	SA1/4MEG-4060	60.0

### 1/4" MALE NPT WASHJET MEG SPRAY TIP - 65°

SPRAYING SYSTEMS CO.

#### SPECIFICATIONS:

- **PRESSURE RANGE:** 300-4000 PSI
- **INLET:** 1/8" MNPT
- **LENGTH:** 1-1/64"
- **SPRAY ANGLE:** 65°
- **OUTLET:** 1/4" MNPT
- **HEX:** 9/16"

#### STANDARD FEATURES/ACCESSORIES:

- 400 series hardened stainless steel construction ensures long operation life
- Even edge flat fan type spray nozzle provides an even, uniform spray pattern

PRICE	TIP	KR #	MFG.#	SIZE	PRICE	TIP	KR #	MFG.#	SIZE	PRICE	TIP	KR #	MFG.#	SIZE
\$4.37	6502	SN6502M4	SA1/4MEG-6502	2.0	\$4.37	6506	SN6506M4	SA1/4MEG-6506	6.0	\$4.37	6509	SN6509M4	SA1/4MEG-6509	9.0
\$4.37	6503	SN6503M4	SA1/4MEG-6503	3.0	\$4.37	6507	SN6507M4	SA1/4MEG-6507	7.0	\$4.37	6510	SN6510M4	SA1/4MEG-6510	10.0
\$4.37	6504	SN6504M4	SA1/4MEG-6504	4.0	\$4.37	6508	SN6508M4	SA1/4MEG-6508	8.0	\$4.37	6512	SN6512M4	SA1/4MEG-6512	12.0
\$4.37	6505	SN6505M4	SA1/4MEG-6505	5.0	\$4.37	6509	SN6509M4	SA1/4MEG-6509	9.0	\$4.37	6515	SN6515M4	SA1/4MEG-6515	15.0
										\$4.37	6520	SN6520M4	SA1/4MEG-6520	20.0



# ATTACHMENTS

## 1/4" HOSES



### 1/4" HOSE ASSEMBLIES

KLEEN-RITE

**KLEEN-RITE** CORP  
YOUR RELIABLE SUPPLIER FOR THE CAR WASH INDUSTRY

- **MAX PSI:** 3000
- **MAX TEMP:** 250°F
- **FITTINGS:** 1/4"
- Made with Continental brand hose | Single wire braid construction
- Hose guard options available - call for details

PRICE	PART#	LENGTH	COLOR
<b>\$45.23</b>	<b>HA254WBK0101</b>	25'	Black
<b>\$46.83</b>	<b>HA254WBL0101</b>	25'	Blue
<b>\$85.48</b>	<b>HA504WBK0101</b>	50'	Black
<b>\$88.64</b>	<b>HA504WBL0101</b>	50'	Blue

PRICE	PART#	LENGTH	COLOR
<b>\$167.12</b>	<b>HA1004WBK0101</b>	100'	Black
<b>\$173.45</b>	<b>HA1004WBL0101</b>	100'	Blue
<b>\$175.97</b>	<b>HA1004WBL0102*</b>	100'	Blue
*WITH SWIVEL ENDS*			
<b>\$258.26</b>	<b>HA1504WBL0101</b>	150'	Blue

### 25' - 1/4" PACKAGED HIGH PRESSURE HOSE

BE PRESSURE



- **COVER:** Single Wire Braid
- **FINISH:** Smooth rubber
- **FITTINGS:** 3/8" M x 3/8" F QC
- **MAX PRESSURE:** 4000 PSI

**\$55.00** PW85225228

### 25' - 1/4" PACKAGED HIGH PRESSURE HOSE

MTM HYDRO



- **MATERIAL:** PVC/Plastic
- **FITTINGS:** M22F - 14mm Ends
- **MAX PRESSURE:** 3200 PSI

**\$29.39** MTM300130



HUFC254BK



HUFC254BL

### UBERFLEX™ HOSE ASSEMBLIES

PROPULSE



- **REINFORCEMENT:** Single Textile Braid
- **HOSE SIZE:** 1/4" ID
- **IMPULSE LIFE:** 100,000+
- **WORKING PRESSURE (MAX):** 3100 PSI
- **COVER:** Matte Textured Finish
- **TEMP. (MAX):** 140°F
- **BURST (MIN):** 3:1 Working Pressure

PRICE	KR #	LENGTH	COLOR
<b>\$30.32</b>	<b>HUFC254BK</b>	25'	BLACK
<b>\$52.77</b>	<b>HUFC504BK</b>	50'	
<b>\$31.58</b>	<b>HUFC254BL</b>	25'	BLUE
<b>\$55.60</b>	<b>HUFC504BL</b>	50'	

**NOT FOR HOT WATER OR STEAM**

### 1/4" TOUGH COVER BULK RUBBER HOSES

PROPULSE



- **COVER:** Textured anti-abrasion
- **FINISH:** Smooth rubber
- **HOSE SIZE:** 1/4" ID
- **MAX PRESSURE:** 3000 PSI

PRICE	KR #	COLOR
<b>\$1.70/FT.</b>	<b>HTC04</b>	Black
<b>\$1.54/FT.</b>	<b>HOS060</b>	Black
<b>\$1.54/FT.</b>	<b>HOS060BL</b>	Blue

**NOT FOR STEAM**

### NEPTUNE™ 3000 BULK 1/4" HOSE

CONTINENTAL



- **MAX PSI:** 3000
- **MAX TEMP:** 250°F
- **FITTINGS:** 1/4"
- Single wire braid construction
- 500 Ft. Reel
- For use on pressure washers with working pressures up to 3000 PSI

<b>\$1.78 / FOOT</b>	<b>H00087</b>	Black
<b>\$1.49 / FOOT</b>	<b>H00087BL</b>	Blue

# ATTACHMENTS

## 3/8" HOSES

### 3000 PSI WIREBRAID HOSE ASSEMBLIES

CONTINENTAL



- Hose guards available
- Other ends available upon request
- Custom lengths available

PRICE	KR #	LENGTH	COLOR	HOSE SIZE	FITTINGS		
\$50.78	HA256WBL1414	25'	Blue	3/8"	3/8" MPE x 3/8" MPE		
\$46.30	HA256WBK1414	25'	Black				
\$96.34	HA506WBL1414	50'	Blue				
\$87.48	HA506WBK1414	50'	Black				
\$142.55	HA756WBL1414	75'	Blue				
\$129.26	HA756WBK1414	75'	Black				
\$172.63	HA1006WBK1111	100'	Black				
\$188.75	HA1006WBL1414	100'	Blue				
\$171.03	HA1006WBK1414	100'	Black				
\$173.65	HA1006WBK1415	100'	Black				
\$176.28	HA1006WBK1515	100'	Black				
\$191.37	HA1006WBL1415	100'	Blue				
\$194.00	HA1006WBL1515	100'	Blue				
\$254.57	HA1506WBK1414	150'	Black				
							3/8" MPE x 3/8" M Swivel
							3/8" M Swivel x 3/8" M Swivel
					3/8" MPE x 3/8" M Swivel		
					3/8" M Swivel x 3/8" M Swivel		
					3/8" MPE x 3/8" MPE		

### 4000 PSI HOSE ASSEMBLIES

CONTINENTAL



PRICE	KR #	LENGTH	COLOR	HOSE SIZE	FITTINGS
\$55.16	HA256HPBL1414	25'	Blue	3/8"	3/8" MPE x 3/8" MPE
\$54.76	HA256HPBK1414	25'	Black		
\$120.94	HA506HPBL1414	50'	Blue		
\$102.08	HA506HPBK1414	50'	Black		
232.72	HA756HPBL1414	75'	Blue		
\$151.01	HA756HPBK1414	75'	Black		
\$237.10	HA1006HPBL1414	100'	Blue		
\$199.95	HA1006HPBK1414	100'	Black		
\$353.25	HA1506HPBL1414	150'	Blue		
\$297.83	HA1506HPBK1414	150'	Black		

### BULK 3/8" HOSES

CONTINENTAL



- MAX PSI: 3000
- MAX TEMP: 250°F
- Single wire braid construction

PRICE	KR #	COLOR	REEL SIZE
\$559.09/FOOT	H00088-300	Black	300 Feet
\$1.98 /FOOT	H00088	Black	500 Feet
\$615.24/FOOT	H00088BL-300	Blue	300 Feet
\$1.78/FOOT	H00088BL	Blue	500 Feet

### 3/8" NEPTUNE HOSES

CONTINENTAL



- MAX PSI: 4000

PRICE	KR #	COLOR
\$2.13/FOOT	H00060	Black
\$2.15/FOOT	H00065	Blue

### 3/8" KOBRAJET HOSE

MTM HYDRO



- REINFORCEMENT: Single Steel Wire
- HOSE SIZE: 3/8" ID
- INLET: 3/8" M Snap Coupler
- WORKING PRESSURE (MAX): VARIES - See Chart Below
- COVER: Non-marking rubber
- TEMPERATURE (MAX): 310°F
- OUTLET: 3/8" F Snap Coupler

PRICE	KR #	LENGTH	PSI	COLOR
\$55.02	MTM29523	25'	4000	Blue
\$100.55	MTM295231	50'		
\$143.65	MTM295232	75'		
\$191.75	MTM295233	100'		
\$53.43	MTM295222	25'	4000	Gray
\$90.50	MTM295223	50'		
\$125.95	MTM295224	75'		
\$161.98	MTM295225	100'		
\$69.70	MTM295226	25'	6000	Black
\$114.10	MTM295227	50'		

PRICE	KR #	LENGTH	PSI	COLOR
\$172.32	MTM295228	75'	6000	Gray
\$208.67	MTM295229	100'		
\$90.50	MTM295223	50'	4000	Gray
\$161.98	MTM295225	100'		
\$91.90	MTM300053	50'	6000	Black
\$172.31	MTM300055	100'		

New!

# ATTACHMENTS



## 3/8" HOSES



### HOT CLEAN - ARM-A-FLEX

PROPULSE

- **REINFORCEMENT:** 2-Wire Braid
- **HOSE SIZE:** 3/8" ID
- **WORKING PRESSURE (MAX):** 4785 PSI
- **BURST (MIN):** 4:1 Working Pressure
- **COVER:** Rubber
- **INLETS/OUTLETS:** 3/8" - Swivel & solid ends
- **TEMPERATURE (MAX):** 250°F
- **IMPULSE LIFE:** 200,000

<b>\$116.76</b>	<b>HAF506BK</b>	50' Length
<b>\$208.11</b>	<b>HAF1006BK</b>	100' Length

**NOT FOR STEAM**



HUF186BL

### UBERFLEX™ DROP HOSE

PROPULSE

- **REINFORCEMENT:** Textile Braid
- **HOSE SIZE:** 3/8" ID
- **IMPULSE LIFE:** 200,000+
- **BURST (MIN):** 3:1 Working Pressure
- **COVER:** Matte Textured Finish
- **TEMPERATURE (MAX):** 140°F
- **WORKING PRESSURE (MAX):** 4000 PSI

<b>\$19.49</b>	<b>HUF126BK</b>	12'	BLACK
<b>\$21.80</b>	<b>HUF156BK</b>	15'	
<b>\$24.39</b>	<b>HUF186BK</b>	18'	

<b>\$20.27</b>	<b>HUF126BL</b>	12'	BLUE
<b>\$22.79</b>	<b>HUF156BL</b>	15'	
<b>\$25.57</b>	<b>HUF186BL</b>	18'	

**NOT FOR HOT WATER OR STEAM**



HCS126BK

HCS126BL

### CLEANSTREAM™ DROP HOSE

PROPULSE

- **REINFORCEMENT:** 1-Wire Braid
- **HOSE SIZE:** 3/8" ID
- **IMPULSE LIFE:** 200,000+
- **BURST (MIN):** 3:1 Working Pressure
- **COVER:** Matte Textured Finish
- **TEMPERATURE (MAX):** 140°F
- **WORKING PRESSURE (MAX):** 4000 PSI

<b>\$27.46</b>	<b>HCS126BK</b>	12'	Black
<b>\$30.39</b>	<b>HCS156BK</b>	15'	
<b>\$33.34</b>	<b>HCS186BK</b>	18'	
<b>\$43.32</b>	<b>HCS256BK</b>	25'	
<b>\$68.88</b>	<b>HCS506BK</b>	50'	

<b>\$28.55</b>	<b>HCS126BL</b>	12'	Blue
<b>\$31.78</b>	<b>HCS156BL</b>	15'	
<b>\$34.93</b>	<b>HCS186BL</b>	18'	
<b>\$45.85</b>	<b>HCS256BL</b>	25'	
<b>\$73.50</b>	<b>HCS506BL</b>	50'	

**NOT FOR HOT WATER OR STEAM**

### HOT CLEAN HOSE ASSEMBLIES

PROPULSE

- **REINFORCEMENT:** 2-Wire Braid
- **HOSE SIZE:** 3/8" ID
- **IMPULSE LIFE:** 200,000+
- **BURST (MIN):** 3:1 Working Pressure
- **COVER:** "Mark-Less" Rubber
- **TEMPERATURE (MAX):** 250°F
- **WORKING PRESSURE (MAX):** 6000 PSI

<b>\$87.58</b>	<b>HHC506G</b>	50' Length
<b>\$166.65</b>	<b>HHC1006G</b>	100' Length

**NOT FOR STEAM**

### 3/8" TOUGH COVER BULK RUBBER HOSE

PROPULSE

- **COVER:** Textured anti-abrasion
- **FINISH:** Wrapped rubber
- **HOSE SIZE:** 3/8" ID
- **TEMPERATURE (MAX):** 250 °F
- **WORKING PRESSURE (MAX):** 4000 PSI

PRICE	KR #	COLOR
<b>\$1.78/FT.</b>	<b>HTC063BK</b>	Black
<b>\$2.38/FT.</b>	<b>HTC064BL</b>	Blue
<b>\$1.95/FT.</b>	<b>HTC064G</b>	Gray

**NOT FOR STEAM**



## 3/8" HOSES, KITS, SWIVELS

PW85238215



PW85238211



### 3/8" HIGH PRESSURE HOSE

BE PRESSURE



- **REINFORCEMENT:** Varies
- **HOSE SIZE:** 3/8" ID
- **COVER:** Non-marking rubber
- **TEMPERATURE (MAX):** 310°F

PRICE	KR #	LENGTH	PSI	COLOR	FITTINGS	TYPE
<b>\$120.00</b>	<b>PW85238115</b>	100'	4000	Gray	3/8" M X F Brass QC Swivel End	Single Braid
<b>\$62.50</b>	<b>PW85238155</b>	50'		Gray		
<b>\$146.25</b>	<b>PW85238211</b>	100'	6000	Black	3/8" M X F Brass QC Bend Restricted	Double Braid
<b>\$156.25</b>	<b>PW85238215</b>	100'		Gray		
<b>\$87.50</b>	<b>PW85238251</b>	50'		Black	3/8" M X F Stainless Steel QC Swivel End	
<b>\$92.50</b>	<b>PW85238255</b>	50'	Gray			

### HOT/COLD HIGH PRESSURE HOSE

HYDRA-FLEX



- **REINFORCEMENT:** Wire Braid
- **HOSE SIZE:** 3/8" ID
- **WORKING PRESSURE (MAX):** 4000 PSI
- **COVER:** Rubber
- **INLETS/OUTLETS:** 3/8" M x 3/8" F quick connects
- **TEMPERATURE (MAX):** -40 to 310°F

<b>\$152.86</b>	<b>PWP0235</b>	100' Length
<b>\$255.24</b>	<b>PWP0240</b>	150' Length
<b>\$331.93</b>	<b>PWP0245</b>	200' Length



### HIGH PRESSURE EXTENSION HOSE

AR NORTH AMERICA



- **MATERIAL:** Polyethylene
- **FITTINGS:** M22 - 14MM Ends
- **MAX PRESSURE:** 3000 PSI
- **MAX TEMP:** 140°F
- Extends your hose length by 25'

**\$24.95** AR909101K



### SEWER HOSE

SUTTNER



- **INLETS/OUTLETS:** 1/8" x 1/4"
- **WORKING PRESSURE (MAX):** 3000 PSI
- **TEMPERATURE (MAX):** 140°F

<b>\$51.96</b>	<b>SUT084290050</b>	50' Length
<b>\$86.96</b>	<b>SUT084290100</b>	100' Length

### SUPERBALL KITS

SUTTNER



- Reduces abuse and abrasions that damage hose cover
- 16" spacing is recommended
- Helps keep hoses clean and reduces damming of water around the hose
- Easy handling and dragging of hose
- Simple installation
- 36 pieces (enough for a 50' hose)

PRICE	KR #	DESCRIPTION	COLOR
<b>\$48.92</b>	<b>SUT000505</b>	For most 3/8" single braid hose (NOT Continental brand). Maximum O.D. of .693"	Orange
<b>\$48.92</b>	<b>SUT000515</b>	For most 3/8" double braid hose (INCLUDES Continental brand). Maximum O.D. of .77"	Red
<b>\$48.92</b>	<b>SUT000516</b>	For most 1/4" single braid hose (NOT Continental brand). Maximum O.D. of .44"	Blue

**CHECK HOSE DIAMETER BEFORE ORDERING**

### M22 GARDEN HOSE KIT

KLEEN-RITE



#### KIT INCLUDES:

- 1 - D10035 quick connect coupler - 3/8" with M22 male end
- 1 - D10037 quick connect plug - 3/8" with M22 female end

**\$8.01** KRK3104



### NPT HIGH-PRESSURE HOSE KIT

KLEEN-RITE



#### KIT INCLUDES:

- 1 - D11008 quick disconnect - 3/8" female plug
- 1 - D10004 quick disconnect - 3/8" male socket

**\$5.40** KRK3106



### BRASS HOSE REEL SWIVEL

J.E. ADAMS



- 3000 PSI | 10 GPM | 1/2" FPT | 300°F

<b>\$38.88</b>	<b>SW7475</b>	Swivel
<b>\$11.75</b>	<b>SW7475K</b>	Repair Kit



### DON'T SEE WHAT YOU NEED HERE?

We've expanded our Pressure Washing offerings, just check out the Pressure Wash section of the Kleen-Rite website, or request our pressure wash catalog today!



# ATTACHMENTS



## HOSE REELS

### STEEL A-FRAME HOSE REEL

GENERAL PUMP



- Holds 3/8" high-pressure hose
- Professional grade, sturdy & reliable
- **PRESSURE RATING:** 5000 PSI
- **MAXIMUM TEMPERATURE:** 300°F

<b>\$239.99</b>	<b>GPD50150</b>	Holds 150'
<b>\$249.99</b>	<b>GPD50300</b>	Holds 300'
<b>\$259.99</b>	<b>GPD50450</b>	Holds 450'
<b>\$301.37</b>	<b>GPP2103410</b>	12V Hose Reel Motor Kit
<b>\$337.06</b>	<b>GPDMC12V</b>	12V Variable Speed Rewind Kit

### HOSE REELS

GENERAL PUMP

- Comes complete with mounting base
- Full flow swivel brass joint
  - Solid center core for maximum strength
  - Resists rust and corrosion
  - **PRESSURE RATING:** 4000 PSI
  - **INLET PORT:** 3/8" NPT-F
  - **OUTLET PORT:** 3/8" NPT-F



<b>\$85.44</b>	<b>GPD30001</b>	50' x 3/8"
<b>\$98.33</b>	<b>GPD30002</b>	100' x 3/8"
<b>\$119.55</b>	<b>GPD30004</b>	150' x 3/8"
<b>\$135.31</b>	<b>GPD30006</b>	200' x 3/8"

### TRAILER MOUNT HOSE REEL

GENERAL PUMP

- Holds up to 200 feet of 3/8" hose
- **SWIVEL PRESSURE RATING:** 5000 PSI
- **MAXIMUM TEMPERATURE:** 250°F
- **INLET PORT:** 1/2" NPT-F
- **OUTLET PORT:** 1/2" NPT-F
- Optional mounting bracket available



<b>\$349.69</b>	<b>GPD50200-TM</b>	Reel. Up to 200' of 3/8" hose
<b>\$350.18</b>	<b>GPDHRTM50100</b>	Reel. Up to 100' of 3/8" hose
<b>\$25.69</b>	<b>GPDHRUM</b>	Mounting Bracket
<b>\$66.12</b>	<b>DHRFM</b>	For flat mounting to a trailer or horizontal base

### STACKING KIT FOR DHRA HOSE REELS

GENERAL PUMP

- Holds up to 200 feet of 3/8" hose
- Fits DHRA hose reels
- Stack up to 4 reels high
- Stainless steel hardware
- Powder-coated, solid steel construction



<b>\$52.73</b>	<b>GPP2100437</b>
<b>HOSE REELS NOT INCLUDED</b>	

### HOSE REEL WITH MOUNTING BASE

GENERAL PUMP

- Holds 3/8" high-pressure hose
- "Posi-Pin" lock prevents unwanted de-reeling
- Rolled, beaded edge flanges prevent punctures
- Solid center core for maximum strength
- **PRESSURE RATING:** 5000 PSI



<b>\$107.25</b>	<b>GPD50100</b>	Holds 100'
<b>\$188.80</b>	<b>GPDHR50150</b>	Holds 150'

### WALL MOUNT HOSE REEL

GENERAL PUMP

- Holds up to 200 feet of 3/8" hose
- **SWIVEL PRESSURE RATING:** 4000 PSI
- **MAXIMUM TEMPERATURE:** 185°F
- **INLET PORT:** 1/2" NPT-F
- **OUTLET PORT:** 3/8" NPT-F
- Wall mount using kit 2100531 - **NOT INCLUDED**



<b>\$180.56</b>	<b>GPD50200-WM</b>	Reel
<b>\$29.64</b>	<b>GPP2100531</b>	Mounting Kit

### STAINLESS STEEL HOSE REEL

GENERAL PUMP

- Holds 3/8" high-pressure hose
- **MAX PRESSURE:** 5000 PSI
- **MAX TEMP:** 250 degrees F
- **INLET:** 1/2" NPT-Female
- **OUTLET:** 1/2" NPT-Female
- **PRESSURE RATING:** 5000 PSI



<b>\$567.90</b>	<b>GPD50150SS</b>	Holds 150'
<b>\$592.59</b>	<b>GPD50300SS</b>	Holds 300'
<b>\$611.11</b>	<b>GPD50450SS</b>	Holds 450'

### GARDEN HOSE REEL

GENERAL PUMP

- Heavy duty pedestal stand
- 6' connection hose with 5/8" fitting
- Brass fittings and hardware
- 3/4" GH-F Inlet, 3/4" GH-M outlet



<b>\$107.25</b>	<b>GPDHRGH150</b>	Holds 150'
-----------------	-------------------	------------

## HOSE REELS

### HOSE REEL MTM HYDRO



- Features a direct hand crank with locking mechanism and full flow brass swivel joint
- Recommended for cold water use only
- Holds up to 200 feet of 3/8" hose
- 4 1/4" x 6" mounting plate
- Steel frame
- Prosumer grade
- **MAXIMUM PRESSURE:** 4000 PSI

**\$142.21** MTM270007



### STAINLESS STEEL HOSE REEL WITH NICKEL PLATED SWIVEL STEEL EAGLE



- FEATURES:**
- 304 stainless steel
  - Easy-turn handle
  - Pre-drilled mounting holes
  - Friction brake - no hose backlash
  - Heavy duty nickel plated Super Swivel\*
  - All stainless steel fasteners

- SPECIFICATIONS:**
- 1/2" plumbing
  - Max. Temp: 325° F
  - Rated to 3000 PSI

**\* MAY BE SUSCEPTIBLE TO CORROSION**

<b>\$518.29</b>	<b>KSE-1001-SW</b>	12" Drum   Holds 200' of 1/2" Hose
<b>\$579.27</b>	<b>KSE-1000-SW</b>	18" Drum   Holds 325' of 1/2" Hose

### HOSE REEL WITH MOUNTING BASE GENERAL PUMP



- Holds 100' of 3/8" hose
- "Posi-Pin" lock prevents unwanted de-reeling
- Rolled, beaded edge flanges prevent damage
- Solid center core for max. strength
- **PRESSURE RATING:** 5000 PSI

**\$170.62** GPD50100



### A FRAME HOSE REELS STEEL EAGLE



- SPECIFICATIONS:**
- 1/2" plumbing, stainless steel construction
  - 325° Fahrenheit maximum temperature
  - Stainless steel options rated to 4000 PSI
  - Nickel Plated options rated 3000 PSI

- FEATURES:**
- Nyrin frame
  - Friction brake
  - Lock pin

PRICE	PART #	DESCRIPTION	SWIVEL
<b>\$480.77</b>	<b>K01-0106-1-SS</b>	12" Drum   Holds 200' of 1/2" hose or 300' of 3/8" Hose	Stainless Steel Super Swivel
<b>\$518.29</b>	<b>K01-0107-1-SS</b>	18" Drum   Holds 325' of 1/2" hose or 450' of 3/8" Hose	Stainless Steel Super Swivel
<b>\$457.32</b>	<b>K01-0106-1-SW</b>	12" Drum   Holds 200' of 1/2" hose or 300' of 3/8" Hose	Nickel Plated Super Swivel*
<b>\$487.80</b>	<b>K01-0107-1-SW</b>	18" Drum   Holds 325' of 1/2" hose or 450' of 3/8" Hose	Nickel Plated Super Swivel*

**\* NICKEL PLATED SWIVELS MAY BE SUSCEPTIBLE TO CORROSION**



**ELECTRIC**

### STAINLESS STEEL HOSE REEL (HAND CRANK OR ELECTRIC) STEEL EAGLE



- SPECIFICATIONS:**
- 1/2" plumbing
  - 304 stainless steel construction
  - 325° Fahrenheit maximum temperature
  - Rated to 4000 PSI

- FEATURES:**
- 304 stainless steel frame and center hub
  - Friction brake - no hose backlash
  - Heavy duty nickel plated Super Swivel\*
  - Lock pin
  - Stainless steel plumbing resists corrosion

<b>\$1,097.56</b>	<b>S18-12H</b>	12" Drum   Holds up to 200' of 1/2" Hose	Hand Crank
<b>\$1,310.98</b>	<b>S18-18H</b>	18" Drum   Holds up to 325' of 1/2" Hose	Hand Crank
<b>\$1,585.37</b>	<b>S18-12E</b>	12" Drum   Holds up to 200' of 1/2" Hose	Electric
<b>\$1,707.32</b>	<b>S18-18E</b>	18" Drum   Holds up to 325' of 1/2" Hose	Electric

**\* MAY BE SUSCEPTIBLE TO CORROSION**

### 12 GAUGE A FRAME STEEL HOSE REELS (HAND CRANK OR ELECTRIC) COXREELS



**HAND CRANK**

- "A" frame base constructed with heavy duty 12-gauge steel that is welded all as one piece. Disks are designed with rolled edges and have been ribbed to provide higher durability, strength and protection to both the hose and operator. Incorporates an electroless nickel plated steel 90° inlet swivel with NPT threading. Pillow block bearings are permanently lubricated and feature a self-aligning design delivering smooth rotation.

- SPECIFICATIONS:**
- I.D: 1/2"
  - O.D: 7/8"
  - Max PSI: 3,000

- FEATURES:**
- 12-gauge steel CNC robotically welded "A" frame base
  - CNC robotically spun ribbed disks with rolled edges
  - Self-aligning permanently lubricated bearings
  - CPC powder coat finish hinders rust and resists chipping
  - Low profile outlet riser with open drum slot
  - 90° electroless nickel plated steel NPT threaded swivel
  - Locking pin prevent reel rotation when not in use
  - Steel hand crank with a smooth round handle

<b>\$341.89</b>	<b>1125-4-200</b>	12" Drum   Holds up to 200' of Hose	Hand Crank
<b>\$1,022.64</b>	<b>1125-4-200-E</b>	12" Drum   Holds up to 200' of Hose	Electric
<b>\$1,029.83</b>	<b>1125-4-325-E</b>	12" Drum   Holds up to 325' of Hose	Electric

# ATTACHMENTS

## HOSE REEL, MOUNTS, & CARTS



### MANUAL U-CHANNEL ALUMINUM HOSE REEL

TITAN PRODUCTS

SPECIFICATIONS:		HOSE CAPACITIES:	
• MAX PSI:	4000	• 1" OD:	150'
• SIZE:	12" W x 6" DIA.	• 7/8" OD:	200'
• INLET:	1/2" FNPT	• 3/4" OD:	300'
• OUTLET:	1/2" FNPT	• 5/8" OD:	425'
• SWIVEL:	1/2" SS		

<b>\$327.40</b>	<b>TI-4812S</b>	12" Reel
<b>\$337.22</b>	<b>TI-4818S</b>	18" Reel



### MANUAL U-CHANNEL STAINLESS STEEL HOSE REEL

TITAN PRODUCTS

SPECIFICATIONS:		HOSE CAPACITIES:	
• MAX PSI:	4000	• 1" OD:	150'
• SIZE:	12" W x 6" DIA.	• 7/8" OD:	200'
• INLET:	1/2" FNPT	• 3/4" OD:	300'
• OUTLET:	1/2" FNPT	• 5/8" OD:	425'
• SWIVEL:	1/2" SS		

<b>\$425.62</b>	<b>TI-5418</b>	18" Reel
-----------------	----------------	----------

DOES NOT INCLUDE REEL GUIDE



### TRAILER MOUNT HOSE REEL

GENERAL PUMP



- Holds up to 200 feet of 3/8" hose
- **SWIVEL PRESSURE RATING:** 5000 PSI
- **MAXIMUM TEMPERATURE:** 250°F
- **INLET PORT:** 1/2" NPT-F
- **OUTLET PORT:** 1/2" NPT-F
- Optional mounting bracket available

<b>\$349.69</b>	<b>GPD50200-TM</b>	Reel
<b>\$25.69</b>	<b>GPDHRUM</b>	Mounting Bracket



### HOSE REEL SWIVEL WALL MOUNT

GENERAL PUMP



- Center mounting holes - attaches directly to wall stud. Four outside mounting holes anchor to wall, trailer or ceiling

<b>\$54.12</b>	<b>GPP2100379</b>
----------------	-------------------

MOUNTING HARDWARE NOT INCLUDED



### CART FOR DHRA A-FRAME REELS

GENERAL PUMP

- Fits DHRA A-Frame reels
- Steel hardware, powder-coated finish
- Rugged, flat-free tires

<b>\$161.13</b>	<b>GPD2100465</b>
-----------------	-------------------

HOSE REELS NOT INCLUDED



### HOSE REEL CART

GENERAL PUMP



- Fits GP hose reels **EXCEPT A-FRAME MODELS**
- Flat-free tires, remove handle, on-board quick connect spray nozzle storage

<b>\$90.62</b>	<b>GPP2100375</b>
----------------	-------------------

## HOSE CLAMPS



### HOSE CLAMPS

ACCESSORIES

PRICE	KR #	SIZE
<b>\$1.10</b>	<b>CL0100</b>	7/32" - 5/8"
<b>\$1.95</b>	<b>CL0105</b>	7/16" - 11/16"
<b>\$1.10</b>	<b>CL0110</b>	7/16" - 7/8"
<b>\$1.93</b>	<b>CL0112</b>	Wideband 3/8" - 7/8" Stainless Steel
<b>\$1.55</b>	<b>CL0115</b>	1/2" - 1-1/16"
<b>\$1.55</b>	<b>CL0120</b>	9/16" - 1-1/4"

PRICE	KR #	SIZE
<b>\$2.35</b>	<b>CL0125</b>	11/16" - 1-1/2"
<b>\$2.10</b>	<b>CL0130</b>	7/8" - 1-3/4"
<b>\$1.49</b>	<b>CL0112-24</b>	1-1/16" - 2"
<b>\$1.45</b>	<b>CL0112-28</b>	1-5/16" - 2-1/4"
<b>\$1.59</b>	<b>CL0112-32</b>	1-9/16" - 2-1/2"
<b>\$1.64</b>	<b>CL0112-36</b>	1-13/16" - 2-3/4"



### CABLE TIES

ACCESSORIES

PRICE	KR #	DESCRIPTION	COUNT	WT.
<b>\$7.50</b>	<b>TYW11</b>	11" Cable Ties	100/Pack	40 lb
<b>\$10.42</b>	<b>TYW14</b>	14" Cable Ties	100/Pack	40 lb
<b>\$13.79</b>	<b>TYW14-120</b>	15" Cable Ties	100/Pack	120 lb
<b>\$20.16</b>	<b>TYW23061</b>	Cable Tie Mounting Base	100/Pack	-
<b>\$22.81</b>	<b>TYW24</b>	24" Cable Ties	50/Pack	175 lb

PRICE	KR #	DESCRIPTION	COUNT	WT.
<b>\$18.75</b>	<b>TYW36</b>	36" Cable Ties	50/Pack	175 lb
<b>\$1.80</b>	<b>TYW4</b>	4" Cable Ties	100/Pack	18 lb
<b>\$3.16</b>	<b>TYW5</b>	5" Cable Ties	100/Pack	30 lb
<b>\$10.38</b>	<b>TYW7E</b>	7" Cable Ties With Eyelet	100/Pack	-
<b>\$4.68</b>	<b>TYW8</b>	8" Cable Ties	100/Pack	40 lb



## QUICK CONNECT KITS

### ULTIMATE 3/8" KIT FOR M22

KLEEN-RITE

KLEEN-RITE.com



#### KIT INCLUDES:

- 2 - GPP10035 - 3/8" Quick Connect Coupler - M22 Male End
- 2 - GPP10037 - 3/8" Snap Coupler - M22 Female End
- 2 - GPP10010 - Quick Connect 3/4" Garden Hose x 1/2" QDM Assembly Coupler

**\$26.80** KRK3100

### ULTIMATE 3/8" KIT FOR NPT

KLEEN-RITE

KLEEN-RITE.com



#### KIT INCLUDES:

- 1 - HF0350 - 1/4" Female Socket - Brass
- 1 - HF0370 - 3/8" Female Plug - Zinc
- 1 - HF0371 - 3/8" Male Plug - Zinc Coated Steel
- 1 - HF0372 - 3/8" Male Socket - Brass
- 1 - HF0373 - 3/8" Female Socket - Brass

**\$16.10** KRK3102

## QUICK CONNECTS

### BRASS COUPLERS

GENERAL PUMP



<b>\$4.13</b>	<b>HF0350</b>	1/4" F Quick Disconnect Coupler
<b>\$4.13</b>	<b>HF0351</b>	1/4" M Quick Disconnect Coupler
<b>\$5.17</b>	<b>HF0373</b>	3/8" F Quick Disconnect Coupler
<b>\$5.17</b>	<b>HF0372</b>	3/8" M Quick Disconnect Coupler
<b>\$7.06</b>	<b>GPP10035</b>	3/8" Quick Connect M22 Coupler
<b>\$9.77</b>	<b>HF0379</b>	3/8" Quick Disconnect M22 F Coupler

### STAINLESS STEEL COUPLERS

GENERAL PUMP



<b>\$6.61</b>	<b>HF0360</b>	1/4" NPTF Quick Disconnect Coupler
<b>\$6.61</b>	<b>HF0361</b>	1/4" NPTM Quick Disconnect Coupler
<b>\$8.91</b>	<b>HF0375</b>	3/8" NPTF Quick Disconnect Coupler
<b>\$8.91</b>	<b>HF0376</b>	3/8" NPTM Quick Disconnect Coupler

### ZINC PLATED STEEL PLUGS

GENERAL PUMP



<b>\$2.38</b>	<b>HF0353</b>	1/4" NPTF Quick Disconnect Plug
<b>\$2.38</b>	<b>HF0352</b>	1/4" NPTM Quick Disconnect Plug
<b>\$2.12</b>	<b>HF0370</b>	3/8" NPTF Quick Disconnect Plug
<b>\$2.12</b>	<b>HF0371</b>	3/8" NPTM Quick Disconnect Plug

### STAINLESS STEEL PLUGS

GENERAL PUMP



<b>\$3.07</b>	<b>HF0362</b>	1/4" NPTF Quick Disconnect
<b>\$3.07</b>	<b>HF0363</b>	1/4" NPTM Quick Disconnect
<b>\$3.93</b>	<b>HF0377</b>	3/8" NPTF Quick Disconnect
<b>\$3.93</b>	<b>HF0378</b>	3/8" NPTM Quick Disconnect

### BRASS PLUGS

AR NORTH AMERICA



<b>\$1.59</b>	<b>ARPLUG04B</b>	1/4" F Quick Coupling Plug
<b>\$1.59</b>	<b>ARPLUG04MB</b>	1/4" M Quick Coupling Plug
<b>\$1.96</b>	<b>ARPLUG06B</b>	3/8" F Quick Coupling Plug
<b>\$1.96</b>	<b>ARPLUG06MB</b>	3/8" M Quick Coupling Plug

### STEEL PLUGS

BE PRESSURE



<b>\$3.07</b>	<b>HF0111</b>	3/8" MNPT Steel Quick Connect
<b>\$2.93</b>	<b>HF0385</b>	3/8" M22-M

### QUICK CONNECT WAND SAVER PLUG

ZSI



#### SPECIFICATIONS:

- **THREADS:** 1/4"-18
- **COUPLER:** 1/4" snap coupler

#### FEATURES:

- Stainless steel construction
- Attaches to the base of wands to add extra stability so they don't snap off at threads

**\$4.40** ST2F2SE





# ATTACHMENTS

## FITTINGS



**BFA77GHW**



**BFA78GH**



**BFA78S**



**BFA70GH**

### GARDEN HOSE FITTINGS ATTACHMENTS

\$4.24	<b>BFA511</b>	Swivel Garden Hose x 1/2 F
\$3.83	<b>BFA78S</b>	Garden Hose F X G-H F Swivel
\$3.07	<b>BFA78GH</b>	Garden Hose Male x 1/2" Male PI
\$5.07	<b>BFA76GH</b>	Male G-H x 3/4, 1/2 FIP inside
\$3.57	<b>BFA79GHT</b>	Male Garden Hose x Male G-H
\$0.16	<b>BFA77GHW</b>	Garden Hose Washer
\$0.75	<b>BFA70GH</b>	Garden Hose Filter/Washer
\$5.58	<b>BFA80GH</b>	3/4 F Garden HS X 1/2 MPT SW AD

### QUICK CONNECT GARDEN HOSE FITTING GENERAL PUMP



#### SPECIFICATIONS:

- INLET: 3/4" M Garden Hose
- OUTLET: 1/2" QD-M

**\$8.33** GPP10010



### GARDEN HOSE ADAPTER KIT GENERAL PUMP



#### SPECIFICATIONS:

- INLET: 3/4" Garden Hose
- OUTLET: 1/2" NPT-M

**\$5.74** GPP100275



### GARDEN HOSE FITTING ASSEMBLY GENERAL PUMP



#### SPECIFICATIONS:

- PORT: 1/4 NPT-F
- INLET: 3/4" Garden Hose
- OUTLET: 1/2" NPT-M

**\$13.74** GPP10085



### GARDEN HOSE FITTING WITH SCREEN GENERAL PUMP



#### SPECIFICATIONS:

- INLET: 3/4" Garden Hose
- OUTLET: 1/2" BSP-M

**\$17.17** GPP680006



### GARDEN HOSE FILTER WASHER GENERAL PUMP



#### SPECIFICATIONS:

- Stainless steel - 50 mesh


**\$0.55** GPP700004



### BASKET STRAINERS THE SPECIALTY MFG. CO.

**THE SPECIALTY MFG. CO.**  
Custom In Our Specialty

PRICE	PART #	SIZE	MESH
\$3.34	<b>IN003</b>	1/8" M or 3/8" Barb	40
\$3.80	<b>IN010</b>	1/4" MIP or 1/2" Barb	40
\$4.31	<b>IN015</b>	3/8" M or 5/8" Barb	40
\$4.87	<b>IN020</b>	1/2" M or 3/4" Barb	40
\$5.21	<b>IN025</b>	3/4" M or 1" Barb	40
\$6.65	<b>IN030</b>	1" M or 1 1/4" Barb	40
\$8.07	<b>IN035</b>	1 1/2" MIP	40
\$4.87	<b>IN021</b>	1/2" M or 3/4" Barb	80



## GARDEN HOSE FITTINGS



**BFA77GHW**

**BFG112-128**



**BFG102-1212**



**BFG116-30**

### GARDEN HOSE FITTINGS POWER WASH SUPPLIES

\$5.96	<b>BFG103-128</b>	Swivel 3/4" FGH x 1/2" FNPTF	\$5.02	<b>BFG113-1212</b>	Adapter 3/4" MGH x 3/4" MGH
\$5.45	<b>BFG102-1212</b>	Swivel 3/4" FGH x 3/4" FGH	\$0.23	<b>BFG115-1</b>	Garden Hose Washer
\$4.33	<b>BFG112-128</b>	Adapter 3/4" MGH x 3/4" MNPTF	\$1.05	<b>BFG116-30</b>	Garden Hose Filter/Washer - 30M
\$7.14	<b>BFG112-1212</b>	Adapter 3/4" MGH x 1/2" FIP inside	\$7.94	<b>BFG109-128</b>	Swivel 3/4" FGH x 1/2" MNPTF
\$5.00	<b>BFG110-1212</b>	Adapter 3/4" FGH x 3/4" MNPTF			



## NOZZLES & FILTERS



### BRASS STEAM NOZZLE

GENERAL PUMP

**SPECIFICATIONS:**

- **INLET:** 1/4"
- **MAX PRESSURE:** 1450 PSI

**\$17.26** G PSTN14F



### DRAIN CLEANING NOZZLES

GENERAL PUMP

- Self-propelled drain cleaning nozzle lets you unclog drain lines inexpensively. Hook up to high-pressure hose to blast through clogs.

<b>\$16.40</b>	<b>GPNYDRNT1</b>	1/4" Male Brass Nozzle
<b>\$24.82</b>	<b>GPNYDRNT2</b>	1/4" Male Stainless Steel Nozzle
<b>\$33.73</b>	<b>GPNYDRNT3</b>	3/8" Male Stainless Steel Nozzle



### INLET FILTER

GENERAL PUMP

**SPECIFICATIONS:**

- **MAX FLOW:** 5.8 GPM
- **MAX. PRESSURE:** 145 PSI
- **INLET:** 1/2" F
- **OUTLET:** 1/2" M
- **BYPASS:** 2 x 1/4" BSP-F
- **SCREEN:** 50 Mesh
- Integrated garden hose nut

**\$16.76** G PPZMFIL



### LOW PRESSURE IN-LINE FILTER WITH BRASS GARDEN HOSE FITTING

GENERAL PUMP

**SPECIFICATIONS:**

- **MAX FLOW:** 8 GPM
- **MAX. PRESSURE:** 145 PSI
- **INLET:** 1/2" NPT-F
- **OUTLET:** 1/2" NPT-M
- **ACCESSORY:** 2 x 1/4" G
- **SCREEN:** 50 Mesh
- Die-cast aluminum (anodized) housing & plastic cap

**\$11.64** G PP2100472GH



### CHEMICAL FILTERS

GENERAL PUMP

- Plastic Two-Step chemical filter WITHOUT check valve, black

**\$1.03** G PD40006



### CHEMICAL FILTERS

GENERAL PUMP

- Plastic chemical filter WITH check valve, gray

**\$1.50** G PD40003



### INLET FILTERS

GENERAL PUMP

**SPECIFICATIONS:**

- **MAX FLOW:** 8 GPM
- **MAX. PRESSURE:** 150 PSI
- **INLET:** 3/4" Garden Hose
- Integrated garden hose nut

**\$18.52** G PP100649 1/2" NPT-M Inlet  
**\$18.52** G PP100650 3/8" NPT-M Inlet



### INLET FILTERS WITH BYPASS PORT

GENERAL PUMP

**SPECIFICATIONS:**

- **MAX FLOW:** 8 GPM
- **MAX. PRESSURE:** 150 PSI
- **BYPASS PORT:** 1/4"
- **INLET:** 3/4" Garden Hose
- Integrated garden hose nut

**\$18.52** G PP100651 1/2" NPT-M Inlet  
**\$16.54** G PP100652 3/8" NPT-M Inlet



G PP100560

G PP100622

### INLINE HIGH-PRESSURE FILTERS

GENERAL PUMP

**SPECIFICATIONS:**

- **MAX. FLOW:** 8 GPM
- **MAX. PSI:** 5500 PSI
- **MAX. TEMP:** 200°F
- **SCREEN:** 100 Mesh

<b>\$12.94</b>	<b>GPP100560</b>	Stainless Steel (1/4" OD Plug x 1/4" NPTM)
<b>\$10.36</b>	<b>GPP100622</b>	Brass (1/4" M x M)
<b>\$10.36</b>	<b>GPP100647</b>	Brass (1/4" M x F)



### CLEAR BOWL STRAINERS

GENERAL PUMP

- **MAX PRESSURE @ 70°F:** 150 PSI
- **MAX PRESSURE @ 125°F:** 125 PSI
- **O-RING MATERIAL:** EPDM
- **BODY MATERIAL:** Nylon
- **BOWL MATERIAL:** Polycarbonate
- **SCREEN:** Stainless steel 50 mesh

PRICE	PART #	INLET/OUTLET	PRICE	PART #	INLET/OUTLET
<b>\$7.87</b>	<b>GPDF05050</b>	1/2"	<b>\$23.42</b>	<b>GPDF12550</b>	1/4"
<b>\$8.49</b>	<b>GPDF07550</b>	3/4"	<b>\$25.30</b>	<b>GPDF15050</b>	1/2"
<b>\$20.54</b>	<b>GPDF10050</b>	1"			

# ATTACHMENTS

## QUICK CONNECT/DISCONNECT & FITTINGS

### QUICK DISCONNECT - FOR USE IN PRESSURE WASHERS

POWER WASH SOCKETS & PLUGS



FEMALE SOCKET



FEMALE PLUG



MALE SOCKET



MALE PLUG

<b>\$4.13</b>	<b>HF0350</b>	1/4" Female Socket	Brass	<b>\$0.57</b>	<b>HF0374</b>	3/8" O-Ring	-
<b>\$4.13</b>	<b>HF0351</b>	1/4" Male Socket	Brass	<b>\$0.87</b>	<b>HF0374V</b>	1/4" Viton Socket O-Ring - For Hot Water Use	
<b>\$2.38</b>	<b>HF0352</b>	1/4" Male Plug	Zinc Coated Steel	<b>\$8.91</b>	<b>HF0375</b>	3/8" Female Socket	Stainless Steel
<b>\$2.38</b>	<b>HF0353</b>	1/4" Female Plug	Steel	<b>\$8.91</b>	<b>HF0376</b>	3/8" Male Socket	Stainless Steel
<b>\$0.51</b>	<b>HF0356</b>	1/4" O-Ring	-	<b>\$3.93</b>	<b>HF0377</b>	3/8" Female Plug	Stainless Steel
<b>\$0.73</b>	<b>HF0356V</b>	1/4" Viton Coupler O-Ring - For Hot Water Use		<b>\$3.93</b>	<b>HF0378</b>	3/8" Male Plug	Stainless Steel
<b>\$6.61</b>	<b>HF0360</b>	1/4" Female Socket	Stainless Steel	<b>\$8.43</b>	<b>HF0380</b>	1/4" F 2-way shut-off plug	Brass
<b>\$6.61</b>	<b>HF0361</b>	1/4" Male Socket	Stainless Steel	<b>\$13.46</b>	<b>HF0381</b>	1/4" F 2-way shut-off socket	Brass
<b>\$3.07</b>	<b>HF0362</b>	1/4" Female Plug	Stainless Steel	<b>\$6.57</b>	<b>HF0391</b>	1/2" Female Plug	Steel
<b>\$3.07</b>	<b>HF0363</b>	1/4" Male Plug	Stainless Steel	<b>\$13.56</b>	<b>HF0394</b>	1/2" Female Socket	Brass
<b>\$2.12</b>	<b>HF0370</b>	3/8" Female Plug	Steel	<b>\$24.77</b>	<b>HF0395</b>	1/2" Male plug	Stainless Steel
<b>\$2.12</b>	<b>HF0371</b>	3/8" Male Plug	Zinc Coated Steel	<b>\$52.58</b>	<b>HF0397</b>	1/2" Female Socket	Stainless Steel
<b>\$5.17</b>	<b>HF0372</b>	3/8" Male Socket	Brass	<b>\$23.74</b>	<b>HF0398</b>	1/2" Female Plug	Stainless Steel
<b>\$5.17</b>	<b>HF0373</b>	3/8" Female Socket	Brass				

### KARCHER TYPE FITTINGS

SUTTNER

SUTTNER



HF0400



HF0401



HF0403



HF0402

<b>\$3.95</b>	<b>HF0400</b>	1/4" F x 1/4" M Brass Plug
<b>\$3.95</b>	<b>HF0401</b>	3/8" F x 3/8" M Brass Plug
<b>\$6.74</b>	<b>HF0407</b>	ST-40 Screw Coupling   3/8" Viton   5800 PSI
<b>\$5.59</b>	<b>HF0404</b>	ST-40 Screw Coupling   1/4" Viton   5800 PSI
<b>\$5.59</b>	<b>HF0402</b>	1/4" F x 1/4" F Brass Plug
<b>\$6.74</b>	<b>HF0403</b>	3/8" F x 3/8" F Steel Coupler



### QUICK CONNECT CHEMICAL TIP

SUTTNER

SUTTNER

- #40 orifice
- 65° nozzle

**\$4.09** **QC65CT**



### QUICK CONNECT SPRAY TIP KIT

SUTTNER

SUTTNER

#### KIT INCLUDES:

- (1) 400000D45 SZ 4 1/2 - Red
- (1) 400001545 SZ 4 1/2 - Yellow
- (1) 400002545 SZ 4 1/2 - Green
- (1) 400004045 SZ 4 1/2 - White
- (1) 4000S6540 SZ 4 - Black

**\$14.87** **KRK3000**

### 3/8" QUICK CONNECT COUPLER WITH M22 MALE END

GENERAL PUMP



- Allows for quick connections. Please note that coupler requires a male quick-connect plug.
- Ensures longevity even over prolonged usage.
- 3/8" Snap Coupler Female Inlet / 22m Threaded Male Outlet
- Pressure Rating: 4000 PSI

**\$7.06** **GPP10035**



### BRASS FITTING

GENERAL PUMP



- M22 1/4" NTPF

**\$4.82** **GPP2510103**



### PLUG COUPLER

GENERAL PUMP

- QD 3/8" x M22-F

**\$6.67** **GPP10037**



### NOZZLE 5 PACKS

GENERAL PUMP



<b>\$19.00</b>	<b>GPP105082</b>	3.0 ORIFICE NOZZLES (1) 0° red, (1) 15° yellow, (1) 25° green, (1) 40° white, (1) 65° black chemical/low pressure soap applicator
<b>\$19.00</b>	<b>GPP105083</b>	3.5 ORIFICE NOZZLES (1) 0° red, (1) 15° yellow, (1) 25° green, (1) 40° white, (1) 65° black chemical/low pressure soap applicator
<b>\$19.00</b>	<b>GPP105084</b>	4.0 ORIFICE NOZZLES (1) 0° red, (1) 15° yellow, (1) 25° green, (1) 40° white, (1) 65° black chemical/low pressure soap applicator
<b>\$19.00</b>	<b>GPP105086</b>	5.0 ORIFICE NOZZLES (1) 0° red, (1) 15° yellow, (1) 25° green, (1) 40° white, (1) 65° black chemical/low pressure soap applicator

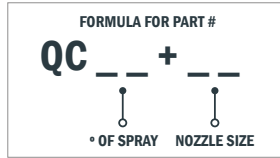


## NOZZLES

### QUICK CONNECT HIGH PRESSURE SPRAY TIPS

POWER WASH SPRAY TIPS BY SUTTNER

- 1/4"
- 5000 PSI operating pressure
- Through-hardened stainless steel orifices



#### RED - 0°

QUICK CONNECT HIGH PRESSURE SPRAY TIPS

PRICE	PART #	NOZZLE SIZE
\$4.09	QC0003	3
\$4.09	QC00035	3.5
\$4.09	QC0004	4
\$4.09	QC00045	4.5
\$4.09	QC0005	5
\$4.09	QC00055	5.5
\$4.09	QC0006	6
\$4.09	QC0065	6.5
\$4.09	QC0007	7
\$4.09	QC0008	8
\$4.09	QC0009	9

#### YELLOW - 15°

QUICK CONNECT HIGH PRESSURE SPRAY TIPS

PRICE	PART #	NOZZLE SIZE
\$4.09	QC1502	2
\$4.09	QC15025	2.5
\$4.09	QC1503	3
\$4.09	QC15035	3.5
\$4.09	QC1504	4
\$4.09	QC15045	4.5
\$4.09	QC1505	5
\$4.09	QC15055	5.5
\$4.09	QC1506	6
\$4.09	QC1507	7
\$4.09	QC1508	8
\$4.09	QC1509	9
\$4.09	QC1510	10

#### GREEN - 25°

QUICK CONNECT HIGH PRESSURE SPRAY TIPS

PRICE	PART #	NOZZLE SIZE
\$4.09	QC2502	2
\$4.09	QC25025	2.5
\$4.09	QC2503	3
\$4.09	QC25035	3.5
\$4.09	QC2504	4
\$4.09	QC25045	4.5
\$4.09	QC2505	5
\$4.09	QC25055	5.5
\$4.09	QC2506	6
\$4.09	QC25065	6.5
\$4.09	QC2507	7
\$4.09	QC2508	8
\$4.09	QC25085	8.5
\$4.09	QC2509	9
\$4.09	QC2510	10

#### WHITE - 40°

QUICK CONNECT HIGH PRESSURE SPRAY TIPS

PRICE	PART #	NOZZLE SIZE
\$4.09	QC4002	2
\$4.09	QC4003	3
\$4.09	QC40035	3.5
\$4.09	QC4004	4
\$4.09	QC40045	4.5
\$4.09	QC4005	5
\$4.09	QC40055	5.5
\$4.09	QC4006	6
\$4.09	QC40065	6.5
\$4.09	QC4007	7
\$4.09	QC40075	7.5
\$4.09	QC4008	8
\$4.09	QC40085	8.5
\$4.09	QC4010	10
\$4.09	QC4090	9



**QUICK CONNECT 1/4" NOZZLE HOLDER**  
SUTTNER

**\$3.08 SUT2515**

**KEEP YOUR NOZZLES ORGANIZED AND EASY TO REACH WITH THE NEW QUICK CONNECT NOZZLE HOLDER FROM SUTTNER!**

## QUICK CONNECT SPRAY TIPS



### 1/4" NOZZLE 5-PACKS

GENERAL PUMP



#### SPECIFICATIONS:

- **RATED PSI:** 5000 PSI
- **INLET:** 1/4" Male Snap
- **OUTFLOW:** Fan Spray

#### STANDARD FEATURES/ACCESSORIES:

- Color coded for easy identification:
  - Red: 0°
  - Yellow: 15°
  - Green: 25°
  - White: 40°
  - Black: 65° (Chemical/low pressure soap applicator)

PRICE	KR #	SIZE
\$19.00	GPP105082	3.0
\$19.00	GPP105083	3.5
\$19.00	GPP105084	4.0
\$19.00	GPP105085	4.5
\$19.00	GPP105086	5.0

PRICE	KR #	SIZE
\$19.00	GPP105087	5.5
\$19.00	GPP105088	6.0
\$19.00	GPP105089	6.5
\$19.00	GPP105090	7.0

### 1/4" QUICK DISCONNECT NOZZLES/SPRAY TIPS

GENERAL PUMP



#### STANDARD FEATURES/ACCESSORIES:

- Color coded for identification: • Yellow: 15° • Green: 25° • White: 40°

YELLOW • 15°		
PRICE	KR #	SIZE
\$3.79	GPN15035Q4	3.5
\$3.79	GPN1504Q	4.0
\$3.79	GPN1505Q	5.0

GREEN • 25°		
PRICE	KR #	SIZE
\$3.79	GPN25045Q	4.5

WHITE • 40°		
PRICE	KR #	SIZE
\$3.79	GPN40035Q4	3.5
\$3.79	GPN4004Q	4.0
\$3.79	GPN4005Q	5.0
\$2.70	GPN940055Q	5.5



# ATTACHMENTS

## FOOT VALVES/STRAINERS/CHECK VALVES

New!



### TURBO NOZZLE STRAINER

SUTTNER



#### SPECIFICATIONS:

- **PRESSURE:** 5000 PSI
- **INLET:** 1/2" MNPT
- **GPM:** 16.0
- **OUTLET:** 1/2" FNPT

#### FEATURES:

- Protects your turbo nozzles from debris by installing this strainer between the nozzle and your lance
- Corrosion resistant stainless steel

**\$46.14** SUT033870

### INDUSTRIAL FOOT VALVE

GENERAL PUMP



#### SPECIFICATIONS:

- **PRESSURE:** 5000 PSI
- **INLET:** 3/8-18" NPT-F
- **MAX TEMP:** 320° F
- **GPM:** 10.0
- **OUTLET:** 1/4-1/8" NPT-F

#### FEATURES:

- Easily installs at the bottom of your pump suction line
- Durable, economical design saves you hassle and money
- Hands-free operation
- Heavy-gauge steel construction with powder-coated finish
- Pedal guards

**\$196.21** GPDFV5010



### FOOT ACTUATED VALVE

SUTTNER



#### SPECIFICATIONS:

- **PRESSURE:** 3000 PSI
- **GPM:** 8
- **INLET:** 3/8" NPT-F
- **OUTLET:** 1/4" NPT-F
- **MAX TEMP:** 320° F

#### FEATURES:

- 0.375" x 0.25" FNPT
- Hands-free control
- Pedal guard

**\$102.38** SUT000012

### BLUE FOOT VALVE

FOOT VALVES

- For All HydroMinder Models: 506, 511, 5111, 515, 561, 562, 525, & 530
- Blue, VITON for use with whitewalls, butyl and alkali
- Corrosion-resistant plastic and rubber last longer
- Step-down hose barb 1/4"-3/8"-1/2"

**\$12.62** IN250020 Single  
**\$120.55** IN250020-10 10 Pack



### GRAY FOOT VALVE

FOOT VALVES

- For Soap & Wax (EPDM Seal)
- Polypropylene and have 1/4", 3/8" and 1/2" barbs
- Hydrominder replacement part

**\$9.25** IN250100 Single  
**\$88.32** IN250100-10 10 Pack



### FOOT CHECK VALVE

FOOT VALVES

- 1/4" Brass
- 40 mesh

**\$4.62** INFBS4



### FOOT VALVE STRAINER

FOOT VALVES

- 1/4" 60 Mesh

**\$7.46** INHB500



### STAINLESS STEEL STRAINER

DEMA FOOT VALVES



**\$5.37** INDP10011 1/4"  
**\$6.94** INDP3610 3/8"



### 1/2" PVC BARBED CHECK VALVE

FOOT VALVES

- With Stainless Steel Strainer

**\$6.18** CV0067 Check Valve  
**\$3.80** IN010 Strainer



### 1/2" PVC BARBED INLINE CHECK VALVE

FOOT VALVES

- Viton

**\$11.13** IN10076303



### 1/2" PVC BARBED INLINE CHECK VALVE

FOOT VALVES

- EPDM

**\$8.48** IN10076304



Want to receive information on exclusive deals?

**SIGN UP FOR OUR MONTHLY EMAIL LIST!!!**

## SPRAY GUNS

**KLEEN-RITE CORP.**

Swapping out a new spray gun, hose, wand and couplings has never been easier with this handy all inclusive bundle pack. Everything needed in one convenient pack.



### SPRAY GUN KIT

KLEEN-RITE

#### KIT INCLUDES:

- 1 - Non-Weep Trigger Spray Gun
- 1 - 36" Zinc Plated Spray Wand
- 1 - 50' of 3/8" Wire Braid HP Hose
- 1 - 1/4" F Quick Disconnect Socket
- 1 - 3/8" F Quick Disconnect Socket
- 1 - 3/8" Quick Disconnect M Plug
- 1 - 3/8" Quick Disconnect F Plug

**\$163.28** KRK3150

**NON-WEEP**

### BEST VALUE GUN

KLEEN-RITE

KLEEN-RITE CORP.



- Interchangeable with CAT 32121 parts
- **MAX FLOW:** 10.5 GPM
- **MAX PRESSURE:** 4000 PSI
- **MAX TEMP.:** 300°F
- **INLET:** 3/8" FPT
- **OUTLET:** 1/4" FPT

**\$28.01** GUK600NW Gun  
**\$13.14** GUK600K Repair Kit

**NON-WEEP**



### STRAIGHT GRIP GUN

KLEEN-RITE

KLEEN-RITE CORP.

- Brass discharge fitting
- **MAX FLOW:** 10.5 GPM
- **MAX PRESSURE:** 4000 PSI
- **MAX TEMP.:** 300°F
- **REAR INLET:** 3/8" FPT
- **OUTLET:** 1/4" FPT

**\$47.95** GUK700NW Gun  
**\$16.94** GUK700NWK Repair Kit

**NON-WEEP**



### ST-1500 SERIES

SUTTNER

SUTTNER

- **MAX FLOW:** 5000 PSI @ 10.4 GPM
- **MAX TEMP.:** 300°F
- **INLET:** 3/8"
- **OUTLET:** 1/4"

**\$21.50** SUT1500NW Gun  
**\$9.38** SUT1500NWK Repair Kit

**NON-WEEP**



### ST-1500 SERIES

SUTTNER

SUTTNER

- Great for even small hands!
- **MAX FLOW:** 5000 PSI @ 10.4 GPM
- **INLET:** 3/8"
- **OUTLET:** 1/4"

**\$29.70** SUT1500NW-SS

**NON-WEEP**



### ST-1100 SERIES

SUTTNER

SUTTNER

- 15 oz. lightweight gun!
- **MAX FLOW:** 7.0 GPM
- **MAX PRESSURE:** 3050 PSI
- **MAX TEMP.:** 300°F
- **INLET:** 3/8"
- **OUTLET:** 1/4"

**\$23.27** SUT1100NW Gun  
**\$11.45** SUT1100NWK Repair Kit

**NON-WEEP**



### ST-2300 SERIES

SUTTNER

SUTTNER

- "Relax action" for easy trigger pull
- **MAX FLOW:** 12.0 GPM
- **MAX PRESSURE:** 5000 PSI
- **MAX TEMP.:** 300°F
- **BRASS INLET:** 3/8" FPT
- **BRASS OUTLET:** 1/4" FPT

**\$32.12** SUT2300NW Gun  
**\$9.96** SUT2300KNW Repair Kit

**NON-WEEP**



### ST-2012 SERIES

SUTTNER

SUTTNER

- Low friction trigger design
- **MAX FLOW:** 10.4 GPM
- **MAX PRESSURE:** 5000 PSI
- **MAX TEMP.:** 300°F
- **INLET:** 3/8" FPT
- **OUTLET:** 1/4" FPT

**\$28.84** SUT2012

**NON-WEEP**



### ST-601 SERIES STRAIGHT GUN

SUTTNER

SUTTNER

- 15° angle designed for extended length lances for higher reach!
- **MAX FLOW:** 12.0 GPM
- **MAX PRESSURE:** 4000 PSI
- **MAX TEMP.:** 300°F
- **INLET:** 3/8"
- **OUTLET:** 1/4"

**\$30.23** SUT601NW  
**\$23.72** SUT000054

**NON-WEEP**



# ATTACHMENTS

## SPRAY GUNS



### 5030 SERIES

J.E. ADAMS



- Brass valve body
- **MAX FLOW:** 12.0 GPM
- **MAX PRESSURE:** 4500 PSI
- **MAX TEMP.:** 300°F
- **INLET:** 3/8" FPT
- **OUTLET:** 1/4" FPT

<b>\$33.19</b>	<b>GU0115</b>	Gun
<b>\$12.27</b>	<b>GU0115K</b>	Repair Kit

**NON-WEEP**



### MV925

MECLINE

- **MAX FLOW:** 8.0 GPM
- **MAX PRESSURE:** 4500 PSI
- **MAX TEMP.:** 320°F
- **INLET:** 3/8" FPT
- **OUTLET:** 1/4" FPT

**\$20.88** **MV925**

**NON-WEEP**



### 21250 SERIES

GIANT



- Brass/stainless steel discharge fitting
- **MAX FLOW:** 10.0 GPM
- **MAX PRESSURE:** 5000 PSI
- **MAX TEMP.:** 300°F
- **INLET:** 3/8" FPT
- **OUTLET:** 1/4" FPT

<b>\$28.87</b>	<b>PU21250</b>	Stainless Steel
<b>\$25.95</b>	<b>PU21260</b>	Recessed Fitting
<b>\$20.17</b>	<b>PU21290</b>	Plated Steel
<b>\$4.99</b>	<b>PU21227</b>	Repair Kit

**NON-WEEP**



### TRIGGER GUN

CAT PUMPS



- Nylon body with heat-resistant trigger for longer life, less breakage
- Anti-fatigue design
- Stainless steel ball, seat
- **MAX FLOW:** 10.5 GPM
- **MAX PRESSURE:** 5000 PSI
- **MAX TEMP.:** 300°F
- **INLET:** 3/8" FPT
- **OUTLET:** 1/4" FPT

<b>CALL</b>	<b>PU36140</b>	Gun
	<b>PU36080</b>	Repair Kit

**NON-WEEP**



### SG35 EASY PULL

MTM HYDRO



- **MAX PRESSURE:** 5000 PSI
- **MAX FLOW:** 12.0 GPM
- **INLET:** 3/8"
- **OUTLET:** 1/4"

**\$41.34** **MTM100342**

**NON-WEEP**



### MF407 SPRAY GUN

MTM HYDRO



- **MAX PRESSURE:** 4000 PSI
- **MAX FLOW:** 7.0 GPM
- **INLET:** 3/8"
- **OUTLET:** 1/4"

**\$35.91** **MTM100001**

**NON-WEEP**



### GUN LANCE COMBINATION

GENERAL PUMP



- **MAX PRESSURE:** 3200 PSI
- **MAX FLOW:** 6.5 GPM
- **MAX TEMP:** 195°F
- **OUTLET:** M22-F

PRICE	PART #	INLET
<b>\$23.91</b>	<b>GU320038</b>	3/8"
<b>\$26.55</b>	<b>GU3200M</b>	M22-M



### SG35 EASY PULL

ACID RESISTANT



MTM HYDRO

- **MAX PRESSURE:** 5000 PSI
- **MAX FLOW:** 12.0 GPM
- **INLET:** 3/8"
- **OUTLET:** 1/4"

**\$38.22** **MTM100381**

**NON-WEEP**



### M407 SPRAY GUN WITH 36" LANCE

MTM HYDRO



- M407 gun with installed 3/8" male plug and 36" lance with installed 1/4" female quick coupler
- **MAX PRESSURE:** 4000 PSI
- **MAX FLOW:** 7.0 GPM
- **INLET:** 3/8"
- **OUTLET:** 1/4"

**\$55.31** **MTM430029**

**NON-WEEP**



## SPRAY GUNS



### ML955CB SPRAY GUN WITH CERAMIC BALL

AR NORTH AMERICA



- Ceramic ball
- **MAX FLOW:** 10.6 GPM
- **MAX PRESSURE:** 5800 PSI
- **MAX TEMP:** 320° F
- **REAR INLET:** 3/8" FNPT
- **OUTLET:** 1/4" FNPT

**\$40.78** **ARML955CB**

**EASY-PULL TRIGGER**



### ST-1500

SUTTNER

SUTTNER



- **MAX FLOW:** 12.0 GPM
- **MAX PRESSURE:** 4000 PSI
- **MAX TEMP:** 300° F
- **INLET:** 3/8" FPT
- **OUTLET:** 1/4" FPT

**\$28.01** **SUT1500W**

**NON-WEEP**



### ST-1500 SERIES

SUTTNER

SUTTNER

- **MAX FLOW:** 5000 PSI @ 10.4 GPM
- **MAX TEMP.:** 300° F.
- **INLET:** 3/8"
- **OUTLET:** 1/4"

**\$21.50** **SUT1500NW**

Gun

**\$9.38** **SUT1500NWK**

Repair Kit

**NON-WEEP**



### ST-2620 RELAX ACTION

SUTTNER

SUTTNER

- **MAX FLOW:** 21 GPM
- **MAX PRESSURE:** 1800 PSI
- **MAX TEMP:** 300° F
- **INLET:** 3/8" FNPT
- **OUTLET:** 1/4" FNPT

**\$73.76** **SUT2620**

**NON-WEEP BRASS HOUSING**



**New!**

### ST-601C CHEMICAL RESISTANT WITH CERAMIC BALL

SUTTNER

SUTTNER

- **MAX FLOW:** 12 GPM
- **MAX PRESSURE:** 4000 PSI
- **MAX TEMP:** 300° F
- **INLET:** 3/8" FNPT
- **OUTLET:** 1/4" FNPT

**\$49.14** **SUT601C**

**NON-WEEP STAINLESS STEEL**



### INLINE HYDRO EXCAVATION SPRAY GUN

SUTTNER

SUTTNER

- **MAX FLOW:** 16 GPM
- **MAX PRESSURE:** 3200 PSI
- **MAX TEMP:** 300° F
- **INLET:** 1/2" FNPT
- **OUTLET:** 1/2" FNPT

**\$79.38** **SUT240510**



### ST-2700 RELAX ACTION

SUTTNER

SUTTNER

- **MAX FLOW:** 12 GPM
- **MAX PRESSURE:** 5000 PSI
- **MAX TEMP:** 300° F
- **INLET:** 3/8" FPT
- **OUTLET:** 1/4" FPT

**\$104.78** **SUT2700**

**NON-WEEP STAINLESS STEEL**



### ST-500 FOAM SPRAY GUN

SUTTNER

SUTTNER

- **MAX PRESSURE:** 362 PSI
- **MAX FLOW:** 8.0 GPM
- **INLET:** 1/2"
- **OUTLET:** 1/2"

**\$20.91** **SUT500**



### ST-510 SPRAY GUN WITH 30" LANCE

SUTTNER

SUTTNER

- **MAX PRESSURE:** 362 PSI
- **MAX FLOW:** 8.0 GPM
- **INLET:** 1/2"
- **OUTLET:** 1/2"

**\$39.53** **SUT510**

# ATTACHMENTS

**SUTTNER** 

## SPRAY GUNS



### ST-1500 SERIES

SUTTNER

- Great for even small hands!
- **MAX FLOW:** 5000 PSI @ 10.4 GPM
- **INLET:** 3/8"
- **OUTLET:** 1/4"

**\$29.70** SUT1500NW-SS

**NON-WEEP**



### ST-1100 SERIES

SUTTNER

- 15 oz. light weight gun!
- **MAX FLOW:** 7.0 GPM
- **MAX PRESSURE:** 3000 PSI
- **MAX TEMP.:** 300° F.
- **INLET:** 3/8" FPT
- **OUTLET:** 1/4" FPT

**\$23.27** SUT1100NW Gun  
**\$11.45** SUT1100NWK Repair Kit

**NON-WEEP**



### ST-2012 SERIES

SUTTNER

- Low friction trigger design
- **MAX FLOW:** 10.4 GPM
- **MAX PRESSURE:** 5000 PSI
- **MAX TEMP.:** 300° F.
- **INLET:** 3/8" FPT
- **OUTLET:** 1/4" FPT

**\$28.84** SUT2012

**NON-WEEP**



### ST-2300 SERIES

SUTTNER

- "Relax action" for easy trigger pull
- **MAX FLOW:** 12.0 GPM
- **MAX PRESSURE:** 5000 PSI
- **MAX TEMP.:** 300° F.
- **BRASS INLET:** 3/8" FNPT
- **BRASS OUTLET:** 1/4" FNPT

**\$32.12** SUT2300NW Gun  
**\$9.96** SUT2300KNW Repair Kit

**NON-WEEP**



### ST-1500 SERIES NO TRIGGER

SUTTNER

- **MAX PRESSURE:** Low pressure
- **INLET:** 3/8" FNPT
- **OUTLET:** 1/4" FNPT
- **MAX TEMP.:** 300° F.

**\$15.23** SUT1500H

**NON-WEEP**



### ST-810 SERIES

SUTTNER

- Front inlet
- **MAX FLOW:** 8 GPM
- **MAX PRESSURE:** 2850 PSI
- **INLET:** Varies - See Below
- **OUTLET:** 1/4" FNPT

**\$32.12** SUT810NW 3/8" FNPT  
**\$26.35** SUT810NW-04 1/4" FNPT

**NON-WEEP**



### HYDRO EX INLINE SPRAY GUN

SUTTNER

- **MAX FLOW:** 32 GPM
- **MAX PRESSURE:** 4500 PSI
- **INLET:** 1/2" FNPT
- **OUTLET:** 1/2" FNPT

**\$235.43** SUT3240



### ST-2600 RELAX ACTION

SUTTNER

- **MAX FLOW:** 12 GPM
- **MAX PRESSURE:** 5000 PSI
- **MAX TEMP.:** 300° F.
- **INLET:** 3/8" FNPT
- **OUTLET:** 1/4" FNPT

**\$36.91** SUT2600NW

**NON-WEEP**



### ST-601 STRAIGHT GUN

SUTTNER

- 15° angle designed for extended length lances for higher reach!
- **MAX FLOW:** 12.0 GPM
- **MAX PRESSURE:** 4000 PSI
- **MAX TEMP.:** 300° F.
- **INLET:** 3/8" FPT
- **OUTLET:** 1/4" FPT

**\$30.23** SUT601NW Gun  
**\$23.72** SUT000054 Repair Kit

**NON-WEEP**

## SPRAY GUNS



### COMPENSATING REAR INLET GUN

GENERAL PUMP



- MAX PRESSURE: 5000 PSI
- MAX FLOW: 10 GPM
- MAX TEMP: 320° F
- INLET: 3/8" NPTF
- OUTLET: 1/4" NPTF

**\$42.49** GUK5010C

**ANTI-FATIGUE**



### GUN LANCE COMBINATION

GENERAL PUMP



- MAX PRESSURE: 3200 PSI
- MAX FLOW: 8 GPM
- MAX TEMP: 200° F
- OUTLET: M22-F
- INLET: M22-M
- For use with gas pressure washers

**\$39.62** GUK3200M



### COMPENSATING SPRAY GUN

GENERAL PUMP



- MAX PRESSURE: 4050 PSI
- MAX FLOW: 13.2 GPM
- MAX TEMP: 320° F
- INLET: 3/8" NPTF
- OUTLET: 1/4" NPTF

**\$64.61** GPYRL51



### REAR INLET SPRAY GUN

GENERAL PUMP



- MAX PRESSURE: 5000 PSI
- MAX FLOW: 10 GPM
- MAX TEMP: 320° F
- INLET: 3/8" NPTF
- OUTLET: 1/4" NPTF

<b>\$33.97</b>	<b>GUK5010</b>	No Lance
<b>\$60.60</b>	<b>GUK5010L16</b>	With 16" Lance



### REAR INLET TRIGGER GUN WITH CERAMIC BALL

GENERAL PUMP



- MAX PRESSURE: 5000 PSI
- MAX FLOW: 10.5 GPM
- MAX TEMP: 320° F
- INLET: 3/8" BSP-F
- OUTLET: 1/4" BSP-F

**\$40.58** GUK5000C



### HIGH FLOW WASH DOWN GUN

GENERAL PUMP



- MAX PRESSURE: 350 PSI
- MAX FLOW: 16 GPM
- MAX TEMP: 195° F
- INLET: 1/2" BSP-F
- OUTLET: Adj. Cone Nozzle

**\$102.27** GUK1635



### EASY PULL GUN

KLEEN-RITE

*KLEEN-RITE.com*

- Easy pull trigger
- MAX FLOW: 10.5 GPM
- MAX PRESSURE: 4000 PSI
- MAX TEMP: 300° F
- REAR INLET: 3/8" FPT
- OUTLET: 1/4" FPT

<b>\$33.48</b>	<b>GUKEZNW</b>	Gun
<b>\$17.21</b>	<b>GUKEZNWK</b>	Repair Kit

**NON-WEEP**

**New!**



### DCG5010SO

GENERAL PUMP



- Brass, stainless steel, plastic, viton
- MAX FLOW: 10.5 GPM
- MAX PRESSURE: 5000 PSI
- MAX TEMP: 320° F
- INLET: 3/8" NPT-F
- OUTLET: 1/4" NPT-F

<b>\$33.19</b>	<b>GPDCG5010SO</b>	Gun
<b>\$12.27</b>	<b>2100249</b>	Repair Kit



**GPDGE5010-WL**

**GUN/LANCE COMBO**

**GPDGE5010**

**GUN ONLY**

### REAR INLET SPRAY GUN WITH 36" LANCE

GENERAL PUMP



- MAX PRESSURE: 5000 PSI
- MAX FLOW: 10.5 GPM
- MAX TEMP: 320° F
- INLET: 3/8" NPT-F
- OUTLET: 1/4" NPT-F
- Economic design with brass inlet and outlet
- Large comfortable hand grip to accommodate work gloves
- Durable glass-filled housing
- Trigger made from 30% glass filled Nylon 6.6

PRICE	KR #	DESCRIPTION
<b>\$25.22</b>	<b>GPDGE5010</b>	Gun Only
<b>\$36.52</b>	<b>GPDGE5010-WL</b>	Gun Lance Combo



# PARTS & SUPPLIES



## BALL VALVES



### STAINLESS STEEL BALL VALVES

MTM HYDRO

**SPECIFICATIONS:**

- **MAX PRESSURE:** 6000 PSI
- **MAX TEMP:** 176 °F

**STANDARD FEATURES/ACCESSORIES:**

- Durable, stainless steel construction

PRICE	KR #	DESCRIPTION
\$55.21	MTM200038	1/4" FxF Stainless Steel Ball Valve
\$95.19	MTM200039	3/8" FxF Stainless Steel Ball Valve
\$98.76	MTM200040	1/2" FxF Stainless Steel Ball Valve



### BRASS PLATED BALL VALVES

MTM HYDRO

**SPECIFICATIONS:**

- **MAX PRESSURE:** 3000 PSI
- **MAX TEMP:** 176 °F
- **INLET:** 3/8" FBSP
- **OUTLET:** 3/8" FBSP

**STANDARD FEATURES/ACCESSORIES:**

- This ball valve is commonly used at the base of the gun with quick connects for fast and easy swapping of guns when working on various jobs.
- BSP threads - use extra Teflon tape - wrap 6-7 times and tighten fittings thoroughly

**\$46.56** MTM200032



## UNLOADERS & REGULATORS



### MINI-MATIC UNLOADER WITH ALUMINIUM BYPASS

AR NORTH AMERICA

**SPECIFICATIONS:**

- **MAX PRESSURE:** 2600 PSI
- **FLOW RANGE:** 2-5 GPM
- **INLET:** 1/2" F
- **OUTLET:** 3/8" M

**STANDARD FEATURES/ACCESSORIES:**

- Features a specially-designed aluminum bypass for durability and reliable performance
- Molded plastic knob facilitates ease-of-use
- For AR North America RC, XT & XM Series Pumps

**\$66.50** AR20821



### BRASS UNLOADER WITH ADJUSTABLE INJECTOR & BRASS BYPASS

AR NORTH AMERICA

**SPECIFICATIONS:**

- **MAX PRESSURE:** 2600 PSI
- **FLOW RANGE:** 3-4 GPM
- **INLET:** 1/2" F
- **OUTLET:** 3/8" M

**STANDARD FEATURES/ACCESSORIES:**

- Adjustable injector with a brass bypass
- Molded plastic knob facilitates ease-of-use
- For AR North America RC, XT & XM Series Pumps

**\$79.18** AR21040



### MINI-MATIC 4B ADJUSTABLE INJECTOR WITH ALUMINIUM BYPASS

AR NORTH AMERICA

**SPECIFICATIONS:**

- **MAX PRESSURE:** 2600 PSI
- **FLOW RANGE:** 3-4 GPM
- **INLET:** 1/2" F
- **OUTLET:** 3/8" M

**STANDARD FEATURES/ACCESSORIES:**

- Adjustable injector with an aluminum bypass
- Molded plastic knob facilitates ease-of-use
- For AR North America RC, XT & XM Series Pumps

**\$76.25** AR20890





## UNLOADERS & REGULATORS



### GYMATIC 3/B UNLOADER

AR NORTH AMERICA

**SPECIFICATIONS:**

- **MAX PRESSURE:** 3650 PSI
- **FLOW RANGE:** 3-5.5 GPM
- **INLET:** 1/2" F
- **OUTLET:** 3/8" M

**STANDARD FEATURES/ACCESSORIES:**

- Features a brass bypass for durability and reliable performance
- Molded plastic knob facilitates ease-of-use
- For AR North America RR, XM, RK pumps

**\$81.44** AR20242



### GYMATIC 3/B WITH FIXED INJECTOR

AR NORTH AMERICA

**SPECIFICATIONS:**

- **MAX PRESSURE:** 3650 PSI
- **FLOW RANGE:** 3-5.5 GPM
- **INLET:** 1/2" F
- **OUTLET:** 3/8" M

**STANDARD FEATURES/ACCESSORIES:**

- Features a brass bypass for durability and reliable performance
- Fixed injector
- For AR North America RR, XM, RK pumps

**\$86.67** AR20082



### GYMATIC 3/B BOLT ON ADJUSTABLE INJECTOR

AR NORTH AMERICA

**SPECIFICATIONS:**

- **MAX PRESSURE:** 3650 PSI
- **FLOW RANGE:** 3-5.5 GPM
- **INLET:** 1/2" M
- **OUTLET:** 3/8" M

**STANDARD FEATURES/ACCESSORIES:**

- Features a forged bronze body with brass bypass
- Includes built-in adjustable chemical injector
- For AR North America RR, XM, RK pumps
- Unloads entire system when in bypass mode

**\$91.91** AR20399



### GYMATIC 3/B BOLT ON ADJUSTABLE INJECTOR

AR NORTH AMERICA

**SPECIFICATIONS:**

- **MAX PRESSURE:** 3650 PSI
- **FLOW RANGE:** 3-5.5 GPM
- **INLET:** 1/2" F
- **OUTLET:** 3/8" M

**STANDARD FEATURES/ACCESSORIES:**

- Features a forged bronze body with brass bypass
- Includes built-in adjustable chemical injector
- For AR North America RR, XM, RK pumps
- Unloads entire system when in bypass mode

**\$91.92** AR20400



### GYMATIC VR35 3/B UNLOADER

AR NORTH AMERICA

**SPECIFICATIONS:**

- **MAX PRESSURE:** 4000 PSI
- **FLOW RANGE:** 5 GPM
- **INLET:** 1/2" M
- **OUTLET:** 3/8" M NPT

**STANDARD FEATURES/ACCESSORIES:**

- Features a brass bypass
- Adjustable unloader
- For AR North America RR, XM, RK pumps

**\$93.41** AR21669



### GYMATIC VR35 3/B UNLOADER WITH ADJUSTABLE INJECTOR

AR NORTH AMERICA

**SPECIFICATIONS:**

- **MAX PRESSURE:** 4000 PSI
- **FLOW RANGE:** 5 GPM
- **INLET:** 1/2" F
- **OUTLET:** 3/8" M NPT

**STANDARD FEATURES/ACCESSORIES:**

- Features a brass bypass
- Adjustable unloader
- For AR North America RR, XM, RK pumps

**\$103.88** AR22287

# PARTS & SUPPLIES

## UNLOADERS & REGULATORS



### VRT3-310 UNLOADER

AR NORTH AMERICA



- **MAX PRESSURE:** 4500 PSI
- **MAX FLOW:** 10.5 GPM
- **INLET:** 2 x 3/8" F
- **OUTLET:** 3/8"
- **MAX TEMP:** 194° F
- **BYPASS:** 2 x 3/8" F
- **SPRING COLOR:** Black
- **KNOB:** Yes

**\$44.25** ARVRT3310



### VRT3-250 UNLOADER

AR NORTH AMERICA



- **MAX PRESSURE:** 3650 PSI
- **MAX FLOW:** 10.5 GPM
- **INLET:** 2 x 3/8" F
- **OUTLET:** 3/8"
- **MAX TEMP:** 194° F
- **BYPASS:** 2 x 3/8" F
- **SPRING COLOR:** Blue
- **KNOB:** Yes

**\$44.27** ARVRT3250



### VRT3-250PS6 UNLOADER WITH PRESSURE SWITCH

AR NORTH AMERICA



- **MAX PRESSURE:** 3650 PSI
- **MAX FLOW:** 10.5 GPM
- **INLET:** 2 x 3/8" F
- **OUTLET:** 3/8" F
- **MAX TEMP:** 194° F
- **BYPASS:** 3/8" F
- **SPRING COLOR:** Blue
- **KNOB:** Yes

**\$67.30** ARVRT3250PS6



### VRS3-250 UNLOADER

AR NORTH AMERICA



- **MAX PRESSURE:** 3630 PSI
- **MAX FLOW:** 8 GPM
- **INLET:** 3/8" F
- **OUTLET:** 3/8" M
- **MAX TEMP:** 194° F
- **BYPASS:** 3/8" F
- **SPRING COLOR:** Blue
- **KNOB:** Yes

**\$55.04** ARVRS3250



### SVT28 SAFETY VALVE

AR NORTH AMERICA



- **MAX PRESSURE:** 4040 PSI
- **MAX FLOW:** 6.6 GPM
- **INLET:** 2 x 3/8" F
- **OUTLET:** 3/8" F
- **MAX TEMP:** 194° F

**\$30.37** ARSVT28



### AL609EZ UNLOADER

AR NORTH AMERICA



- **MAX PRESSURE:** 5560 PSI
- **MAX FLOW:** 11 GPM
- **INLET:** 2 x 3/8" F
- **OUTLET:** 3/8" F
- **MAX TEMP:** 190° F
- **BYPASS:** 2 x 3/8" F
- **SPRING COLOR:** Purple

**\$102.15** ARAL609EZ



### YUW21235 TRAPPED PRESSURE UNLOADER

GENERAL PUMP



- **MAX PRESSURE:** 2600 PSI
- **MAX FLOW:** 21 GPM
- **INLET:** (2) 1/2" NPT-F
- **OUTLET:** 1/2" NPT-F
- **BYPASS:** 1/2" NPT-F
- **MAX TEMP:** 200° F

**\$157.05** PU07534



### YU21405 TRAPPED PRESSURE UNLOADER

GENERAL PUMP



- **MAX PRESSURE:** 4500 PSI
- **MAX FLOW:** 21 GPM
- **INLET:** (2) 1/2" NPT-F
- **OUTLET:** 1/2" NPT-F
- **BYPASS:** (2) 1/2" NPT-F
- **MAX TEMP:** 200° F (NOTE: Designed for continuous use at water temperature of 140°F. Can operate for short periods at a MAX temperature of 195°F)

**\$136.15** GPU2140





## UNLOADERS & REGULATORS



### 7860 UNLOADER WITH FIXED CHEMICAL INJECTOR

CAT PUMPS

- **MAX. PRESSURE:** 4000 PSI
- **MAX. FLOW:** 5 GPM
- **INLET:** 1/2" NPT-F
- **OUTLET:** 3/8" NPT-M
- **MATERIAL:** Brass

**\$153.75** PU07860 USED ON 66XD SERIES ONLY



### 7082 PRESSURE REGULATOR

CAT PUMPS

- **MAX. PRESSURE:** 3200 PSI
- **MAX. FLOW:** 8 GPM
- **INLET:** 3/8" NPT-F
- **OUTLET:** 3/8" NPT-F
- **MATERIAL:** Brass

**\$63.13** PU7082



### 7542 MULTIPLE GUN PRESSURE UNLOADER

CAT PUMPS

- **MAX. PRESSURE:** 4000 PSI
- **MAX. FLOW:** 21 GPM
- **INLET:** 1/2" NPT-F
- **OUTLET:** 1/2" NPT-F
- **MAX. TEMP:** 140°F
- **MATERIAL:** Brass

**\$177.50** PU07542



### 7581 PRESSURE SENSITIVE REGULATING UNLOADER

CAT PUMPS

- **MAX. PRESSURE:** 2300 PSI
- **MAX. FLOW:** 6 1/2 GPM
- **INLET:** 3/8" NPT-M
- **OUTLET:** 3/8" NPT-M
- **MATERIAL:** Brass

**\$66.88** PU07581



### 7500XS PRESSURE SENSITIVE REGULATING UNLOADER

CAT PUMPS

- **MAX PRESSURE:** 2000 PSI
- **MAX FLOW:** 3.5 GPM
- **INLET:** 3/8" NPT-M
- **OUTLET:** 3/8" NPT-M
- **BYPASS (BARB):** 1/4"
- **MAX TEMP:** 180° F
- **MATERIAL:** Brass

**\$90.63** PU7500XS



### 7500S UNLOADER

CAT PUMPS

- **MAX PRESSURE:** 2000 PSI
- **MAX FLOW:** 6 GPM
- **INLET:** 3/8" NPT-M
- **OUTLET:** 3/8" NPT-M
- **BYPASS:** 3/8" NPT-F
- **MAX TEMP:** 180° F
- **MATERIAL:** Brass

**\$87.50** PU7500



### 7600S PRESSURE SENSITIVE REGULATING UNLOADER

CAT PUMPS

- **MAX PRESSURE:** 3500 PSI
- **MAX FLOW:** 5 GPM
- **INLET:** 3/8" NPT-M
- **OUTLET:** 3/8" NPT-M
- **BYPASS:** 3/8" NPT-F
- **MAX TEMP:** 180° F
- **MATERIAL:** Brass

**\$154.38** PU07600



## IMPORTANT

When selecting an unloader or regulator, make sure that it is sized to handle your max flow, max pressure and temperature.



## UNLOADERS & REGULATORS



### PULSAR4HP

GENERAL PUMP



- **MAX. PRESSURE:** 4500 PSI
- **MAX. FLOW:** 10½ GPM
- **MAX. TEMP:** 195°F
- **INLET:** 2 x 3/8" NPT-F
- **OUTLET:** 3/8" NPT-F
- **BYPASS:** 2 x 3/8" NPT-F
- **SPRING COLOR:** Blue

**\$52.27** GPU831D



### ZK7 SERIES FLOW SENSITIVE UNLOADERS

GENERAL PUMP

- **MAX. PRESSURE:** 3500 PSI\*
- **MAX. FLOW:** VARIES - See Chart Below
- **INLET:** 3/8"-19 BSPP - F
- **OUTLET:** 3/8"-19 BSPP - M
- **BYPASS:** 3/8"-19 BSPP - F
- **MAX. TEMP:** 165°F

PRICE	KR #	FLOW
<b>\$114.06</b>	<b>GPUZK70</b>	2.1 - 3.0 GPM
<b>\$114.06</b>	<b>GPUZK71</b>	3.0 - 4.2 GPM
<b>\$114.06</b>	<b>GPUZK72</b>	4.2 - 6.6 GPM
<b>\$114.06</b>	<b>GPUZK73</b>	6.6 - 10.6 GPM

\*Maximum Pressure 3500 PSI when valve is marked GPV. Unmarked valves are 3000 PSI rated.



### ZK3 SERIES FLOW SENSITIVE UNLOADERS

GENERAL PUMP

- **MAX. PRESSURE:** 1500 PSI
- **MAX. FLOW:** VARIES - See Chart Below
- **INLET:** 3/8"-19 BSP-F
- **OUTLET:** 3/8"-19 BSP-M
- **BYPASS:** 3/4"-14 BSP-M
- **MAX. TEMP:** 165°F

PRICE	KR #	FLOW
<b>\$89.61</b>	<b>GPUZK30</b>	2.1 - 3.0 GPM
<b>\$89.61</b>	<b>GPUZK31</b>	3.0 - 4.2 GPM
<b>\$89.61</b>	<b>GPUZK32</b>	4.2 - 5.5 GPM



### ZK5 SERIES FLOW SENSITIVE UNLOADERS

GENERAL PUMP

- **MAX. PRESSURE:** 2900 PSI
- **MAX. FLOW:** VARIES - See Chart Below
- **INLET:** 3/8" NPT-F
- **OUTLET:** 3/8" NPT-M
- **BYPASS:** 3/4" NPT-M
- **MAX. TEMP:** 165°F

PRICE	KR #	FLOW
<b>\$95.14</b>	<b>GPUZK50</b>	2.1 - 3.0 GPM
<b>\$95.14</b>	<b>GPUZK51</b>	3.0 - 4.2 GPM
<b>\$95.14</b>	<b>GPUZK52</b>	4.2 - 6.6 GPM
<b>\$95.14</b>	<b>GPUZK53</b>	6.6 - 10.8 GPM



### YVB135KDM CONTROL SET UNLOADER

GENERAL PUMP

- **MAX. PRESSURE:** 2600 PSI
- **MAX. FLOW:** 6½ GPM
- **INLET:** 3/8" BSP-F
- **OUTLET:** 3/8" BSP-M
- **BUILT-IN BYPASS:** 1/2" NPT-F
- **MAX. TEMP:** 195°F
- **MATERIAL:** Brass Body, Stainless Steel

**\$72.27** GPU135KDM



### YU5075K PRESSURE TRAPPING UNLOADER

GENERAL PUMP

- **MAX. PRESSURE:** 5650 PSI
- **MAX. FLOW:** 10.5 GPM
- **INLET:** 3/8" BSP-M
- **OUTLET:** 3/8" BSP-F
- **BYPASS:** 1/2" BSP-F
- **MAX. TEMP:** 195°F
- **MATERIALS:** Brass, Stainless Steel, Buna-N

**\$149.51** GPU5075K



### ZKW1 SERIES CONTROL SET UNLOADER

GENERAL PUMP

- **MAX. PRESSURE:** 1600 PSI
- **MAX. FLOW:** 2 - 3 GPM
- **CHEM. INLET:** 1/4" I.D. Hose
- **OUTLET:** 3/8"-19 BSP-M
- **INLET:** VARIES - See Chart Below
- **MAX. TEMP:** 165°F

PRICE	KR #	INLET PORT
<b>\$110.81</b>	<b>GPUZKW1</b>	3/8"-19 BSP-F
FOR PUMPS		
TT551, TT561, TT741, TT751, TT901, TT931, T9051, TT9061, TT9071, TS1021		

PRICE	KR #	INLET PORT
<b>\$110.81</b>	<b>GPUZKW11L</b>	1/2"-14 BSP-F
FOR PUMPS		
T711, T911, T991, T9951, T9961		



### ZKW2 SERIES TRAPPER PRESSURE CONTROL SET UNLOADER

GENERAL PUMP

- **MAX. PRESSURE:** 3000 PSI
- **MAX. FLOW:** 2.9 - 4.5 GPM
- **CHEM. INLET:** 3/16" I.D. Hose
- **OUTLET:** 3/8"-19 BSPP-M
- **INLET:** 1/2"-14 BSPP-F
- **MAX. TEMP:** 200°F

PRICE	KR #
<b>\$129.27</b>	<b>GPUZKW21</b>
FOR PUMPS	
TS1371, TT1411, TT1611, TT9351, TT9441, TT9971, All EZ Series	

PRICE	KR #
<b>\$129.27</b>	<b>GPUZKW21L</b>
FOR PUMPS	
T811, TS1011, TS1311, TS1331, TS1511, TS1711, TS2011, T9131, T9211	

# PARTS & SUPPLIES

## UNLOADERS & REGULATORS



### YBRV5325 BALANCED RELIEF VALVE

GENERAL PUMP



- **RATED PRESSURE:** 2900 PSI
- **MAX. FLOW:** 53 GPM
- **INLET:** 3/4"-14 NPT-F
- **BYPASS:** 1/2"-14 NPT-F
- **MAX. TEMP:** 195°F
- **MATERIAL:** Brass, Stainless Steel, Buna-N

PRICE	PART #	DESCRIPTION
<b>\$163.35</b>	<b>REK5325</b>	Valve
<b>\$41.17</b>	<b>REK5325K</b>	Repair Kit



### BALANCED UNLOADERS

KLEEN-RITE



- **MAX. FLOW:** 8 GPM
- **INLET:** 3/8" FPT
- **OUTLET:** 3/8" FPT
- **BYPASS:** 1/4"
- **MAX. TEMP:** 200°F
- **SEALS:** Buna-N
- **BODY:** Brass body

PRICE	KR #	PSI	SPRING
<b>\$73.98</b>	<b>RE7100</b>	800-2000	Brown
<b>\$76.67</b>	<b>RE7150</b>	400-1000	Yellow
<b>\$74.28</b>	<b>RE7300</b>	1500-3000	Red
<b>\$6.99</b>	<b>RE7100K</b>	Repair Kits for all models	



### 22971C HIGH FLOW UNLOADER

GIANT



- **MAX. PRESSURE:** 1740 PSI
- **MAX. FLOW:** 35.7 GPM
- **INLET:** 3/4" FNPT
- **OUTLET:** 3/4" FNPT
- **BYPASS:** 3/4" BSP
- **MAX. TEMP:** 158°F
- **MATERIAL:** Brass

PRICE	PART #	DESCRIPTION
<b>\$321.35</b>	<b>PU22971</b>	Unloader
<b>\$124.99</b>	<b>PU09461</b>	Repair Kit



### 22760A UNLOADER

GIANT



- **MAX. PRESSURE:** 3045 PSI
- **MAX. FLOW:** 8 GPM
- **INLET:** 3/8" FNPT
- **OUTLET:** 3/8" FNPT
- **BYPASS:** (2) 1/4" BSP
- **MAX. TEMP:** 160°F
- **MATERIAL:** Brass, Stainless Steel

PRICE	PART #	DESCRIPTION
<b>\$88.86</b>	<b>PU22760</b>	Unloader
<b>\$5.03</b>	<b>PU09108</b>	Repair Kit



### 22600 & 22600A FLOW ACTUATED UNLOADERS

GIANT



- **INLET:** 3/8" FNPT
- **OUTLET:** 3/8" FNPT
- **MAX. TEMP:** 160°F
- **MATERIAL:** Brass

PRICE	PART #	FLOW	PRESSURE
<b>\$101.01</b>	<b>PU22648</b>	1.5 - 4 GPM	3000 PSI
<b>\$101.01</b>	<b>PU22655</b>	3.0 - 5.5 GPM	3000 PSI
<b>\$12.74</b>	<b>PU22666</b>	22600 Series Repair Kit	
<b>\$88.04</b>	<b>PU22650</b>	3.0 - 4.5 GPM	3000 PSI
<b>\$146.82</b>	<b>PU22654A</b>	3.5 - 4.8 GPM	4000 PSI
<b>\$9.37</b>	<b>PU22666A</b>	22600A Series Repair Kit	
<b>\$45.99</b>	<b>PU22695A</b>	Long Seal Kit ONLY for 22654A	



### ADJUSTABLE UNLOADERS

GIANT



- **MAX. FLOW:** 13 GPM
- **INLET:** 1/2" FNPT
- **OUTLET:** 1/2" FNPT
- **BYPASS:** 1/2" BSP
- **MAX. TEMP:** 160°F
- **MATERIAL:** Bronze housing, stainless parts

PRICE	PART #	PSI	COLOR
<b>\$122.73</b>	<b>PU22910</b>	800	Silver
<b>\$95.56</b>	<b>PU22911</b>	1400	Yellow
<b>\$95.56</b>	<b>PU22912</b>	2000	Red
<b>\$95.56</b>	<b>PU22913</b>	3000	Orange
<b>\$20.06</b>	<b>PU12099</b>	Repair Kit For All Models	



### ST-261 UNLOADER

SUTTNER



- **MAX. FLOW:** 8 GPM
- **INLET:** 3/8" FPT
- **OUTLET:** 3/8" FPT
- **BYPASS:** 1/4"
- **MAX. TEMP:** 176°F

PRICE	PART #	DESCRIPTION	MAX. PSI
<b>\$54.73</b>	<b>SUT261</b>	Without Switch	3600
<b>\$99.01</b>	<b>SUT261S</b>	With Microswitch	3600
<b>\$39.95</b>	<b>SUT5</b>	Microswitch	4380



### AR NORTH AMERICA UNLOADERS

AR NORTH AMERICA



- **MAX. FLOW:** 10.5 GPM
- **INLET:** 2 x 3/8" F
- **OUTLET:** 3/8"
- **MAX. TEMP:** 194°F
- **BYPASS:** 2 x 3/8" F
- **KNOB:** Yes

PRICE	PART #	MODEL	PSI	KNOB
<b>\$44.27</b>	<b>ARVRT3160</b>	VRT3-160	2320	Yellow
<b>\$44.27</b>	<b>ARVRT3250</b>	VRT3-250	3650	Blue
<b>\$44.25</b>	<b>ARVRT3310</b>	VRT3-310	4500	Black

# PARTS & SUPPLIES



## UNLOADERS & REGULATORS



### YBRV624 REGULATING VALVE

GENERAL PUMP

#### SPECIFICATIONS:

- **RATED PRESSURE:** 2450 PSI
- **MAX FLOW:** 6.3 GPM
- **INLET:** 3/8"-19 BSPP-F
- **BYPASS:** 3/8"-19 BSPP-F
- **MAX TEMP:** 195° F
- **MATERIAL:** Brass, Stainless Steel, Buna-N

<b>\$33.20</b>	<b>REK624</b>	Valve
<b>\$8.26</b>	<b>REK624K</b>	Repair Kit



### PULSAR4KHP

GENERAL PUMP

#### SPECIFICATIONS:

- **RATED PRESSURE:** 4500 PSI
- **MAX FLOW:** 10.5 GPM
- **MAX TEMP:** 195° F
- **INLET:** 2 x 3/8" NPT-F
- **OUTLET:** 3/8" NPT-F
- **BYPASS:** 2 x 3/8" NPT-F
- **SPRING COLOR:** Blue

<b>\$53.27</b>	<b>GPU4KHP</b>	With Knob
<b>\$63.60</b>	<b>GPU4KHP-EZ</b>	With Knob & Easy Start



### ZK1 FLOW SENSITIVE UNLOADER

GENERAL PUMP

#### SPECIFICATIONS:

- **RATED PRESSURE:** 3600 PSI
- **MAX FLOW:** 10.8 GPM
- **INLET:** 3/8" G-F
- **DISCHARGE:** 1/2" G-F
- **BYPASS:** 1/2" G-M
- **MAX TEMP:** 165° F
- **MATERIAL:** Brass, Stainless Steel, Buna-N

<b>\$96.97</b>	<b>GPUZK1</b>
----------------	---------------



### YU2158 TRAPPED PRESSURE UNLOADER

GENERAL PUMP

#### SPECIFICATIONS:

- **MAX PRESSURE:** 5800 PSI
- **MAX FLOW:** 21 GPM
- **INLET:** 1/2" NPT-F
- **MAX TEMP:** 200° F
- **MATERIAL:** Stainless Steel, Brass, Buna-N

<b>\$574.30</b>	<b>GPU2158</b>
-----------------	----------------



### YU5221 TRAPPED PRESSURE UNLOADER

GENERAL PUMP

#### SPECIFICATIONS:

- **MAX PRESSURE:** 2,450 PSI
- **MAX FLOW:** 53 GPM
- **INLET:** 1" NPT-F
- **OUTLET:** 1" NPT-F
- **BYPASS:** 1" NPT-F
- **MAX TEMP:** 200° F
- **MATERIAL:** Stainless Steel, Brass, Buna-N

<b>\$353.35</b>	<b>GPU5221</b>	Unloader
<b>\$77.97</b>	<b>GPU5221K</b>	Repair Kit



### YVB4021HT PRESSURE TRAPPING UNLOADER

GENERAL PUMP

#### SPECIFICATIONS:

- **MAX PRESSURE:** 4500 PSI
- **MAX FLOW:** 21 GPM
- **INLET:** 1/2" NPT-F
- **OUTLET:** 1/2" NPT-F
- **BYPASS:** 1/2" NPT-F
- **MAX TEMP:** 195° F
- **MATERIAL:** Brass Body, Stainless Steel

<b>\$137.00</b>	<b>GPU4021B</b>
-----------------	-----------------



### ZK7216SS TRAPPED PRESSURE UNLOADER - STAINLESS STEEL

GENERAL PUMP

#### SPECIFICATIONS:

- **RATED PRESSURE:** 7250 PSI
- **MAX FLOW:** 16 GPM
- **INLET:** 1/2" BSP-F
- **DISCHARGE:** 1/2" BSP-M
- **BYPASS:** 1/2" BSP-M

<b>\$1,242.06</b>	<b>GPUZK7216SS</b>
-------------------	--------------------



### TWO-WAY UNLOADER BLOCKS

GENERAL PUMP

- Includes nuts, bolts, and washers for mounting
- Steel construction with YZD finish
- Bolt-down style
- Two-way

PRICE	KR #	PORTS	PSI
<b>\$20.81</b>	<b>GPD10127</b>	1/2" FNPT	5,000
<b>\$23.40</b>	<b>GPD10118</b>	3/8" FNPT	5,500



# PARTS & SUPPLIES

## UNLOADERS & REGULATORS



**ZKHM REGULATING UNLOADER**  
GENERAL PUMP



**SPECIFICATIONS:**

- MAX PRESSURE: 3000 PSI
- MAX FLOW: 10.8 GPM
- INLET: 3/8"-19 BSP-F
- OUTLET 1: 1/4"-19 BSP-F
- OUTLET 2: 3/8"-19 BSP-M
- BYPASS: (2) 3/8"-19 BSP-F
- MAX TEMP: 165° F

**\$100.57** GPUZKHM



**YVB3KA ADJUSTABLE TRAPPED PRESSURE UNLOADER**  
GENERAL PUMP



**SPECIFICATIONS:**

- MAX PRESSURE: 3650 PSI
- MAX FLOW: 6.5 GPM
- INLET: 3/8" NPT-M
- OUTLET: 3/8" NPT-M
- BYPASS: 3/8" NPT-F
- MAX TEMP: 195° F
- MATERIALS: Brass, Stainless Steel, Plastic

**\$50.26** GPU3KA



**YU21235 TRAPPED PRESSURE UNLOADER**  
GENERAL PUMP



**SPECIFICATIONS:**

- MAX PRESSURE: 2600 PSI
- MAX FLOW: 21 GPM
- INLET: (2) 1/2" NPT-F
- OUTLET: 1/2" NPT-F
- BYPASS: (2) 1/2" NPT-F
- MAX TEMP: 200° F (NOTE: Designed for continuous use at water temperature of 140°F. Can operate for short periods at a MAX temperature of 195°F)

**\$136.15** GPU2121



**22911A ADJUSTABLE UNLOADER**  
GIANT



**SPECIFICATIONS:**

- MAX PRESSURE: 1400 PSI
- MAX FLOW: 13 GPM
- INLET: 1/2" FNPT
- OUTLET: 1/2" FNPT
- BYPASS: 1/2" BSP
- MAX TEMP: 160° F
- MATERIAL: Bronze housing, stainless parts

**\$95.56** PU22911



**22912A UNLOADER**  
GIANT



**SPECIFICATIONS:**

- MAX PRESSURE: 2400 PSI
- MAX FLOW: 13 GPM
- INLET: 1/2" FNPT
- OUTLET: 1/2" FNPT
- BYPASS: 1/2" BSP
- MAX TEMP: 160° F
- MATERIAL: Bronze housing, stainless parts

**\$95.56** PU22912



**22913A UNLOADER**  
GIANT



**SPECIFICATIONS:**

- MAX PRESSURE: 3000 PSI
- MAX FLOW: 13 GPM
- INLET: 1/2" FNPT
- OUTLET: 1/2" FNPT
- BYPASS: 1/2" BSP
- MAX TEMP: 160° F
- MATERIAL: Bronze housing, stainless parts

**\$95.56** PU22913



**ST-280 UNLOADER VALVE**  
SUTTNER



**SPECIFICATIONS:**

- MAX PRESSURE: 4060 PSI
- MAX FLOW: 8 GPM
- INLET: 3/8" FPT
- OUTLET: 3/8" FPT
- BYPASS: 1/4"
- MAX TEMP: 176° F

**\$71.73** SUT280 ST-280 Unloader

**\$7.69** SUT280K ST-280 Repair Kit  
Contains Brass & O-Rings

**\$23.96** SUT280KA ST-280 Repair Kit  
Contains: O-Ring, Diaphragm, Spring & Plunger



**ST-261S UNLOADER VALVE WITH MICROSWITCH**  
SUTTNER



**SPECIFICATIONS:**

- MAX PRESSURE: 3625 PSI
- MAX FLOW: 8 GPM
- INLET: 3/8" FPT
- OUTLET: 3/8" FPT
- BYPASS: 1/4"
- MAX TEMP: 176° F
- SWITCH AMPS: 125 VAC 5A-250 VAC 3A

**\$99.01** SUT261S Unloader With Switch

**\$54.19** SUT261S-MS Microswitch ONLY

**\$7.88** SUT261SK Switch Repair Kit

## UNLOADERS & REGULATORS



### YVB9KMS2 TRAPPED PRESSURE UNLOADER WITH MICROSWITCH

GENERAL PUMP



#### UNLOADER SPECIFICATIONS:

- **MAX PRESSURE:** 3650 PSI
- **MAX FLOW:** 8 GPM
- **INLET:** 3/8" BSP-F
- **OUTLET:** 3/8" BSP-F
- **GAUGE:** 1/4" F
- **BYPASS:** 3/8" BSP-F
- **MATERIAL:** Stainless Steel/Brass

#### PRESSURE SWITCH SPECIFICATIONS:

- **AMPERAGE:** 1 amp ind., 5 amps res.
- **VOLTS:** 250
- **LEAD LENGTH:** 40
- **MATERIALS:** Brass, Stainless Steel, Buna-N, Plastic

**\$112.53 GPU9KMS2**

## CHOOSING THE RIGHT REGULATORS & UNLOADERS

Your pressure washer is under enormous pressure at all times. Sometimes, you get distracted, or called away briefly, and don't turn off your unit – maybe you get an emergency phone call from one of your co-workers or employees, or you have to put the gun down to go check on something.

Regulators and unloader valves prevent this momentary distraction from turning into a costly problem. With the nozzle off, pressure will build up in your pump, and will cause it to burn out, leaving you with a dribbling nozzle and an expensive repair bill.

Unloaders and regulators prevent the pressure from building to a breakdown level by overriding water input. Instead of water continuing to be pulled into the pump, the valve sends pressurized water into bypass, circling back to the inlet and being recycled through the pump to keep pressure at a manageable level.

Selecting the correct unloader is important, so make sure you get one that fits your pump – it should not exceed any more than 200-500 PSI above working pressure. Adjusting the preload too low means that more water will be bypassed, and will reduce flow through the gun, leading to under performance. Setting it too high will cause pressure spikes, excessive trapped pressure, and will eventually lead to the same burn out as not having one – it just might take a few extra months. So be smart, understand your machine, and if you're wondering if a specific unloader or regulator is right for your set-up, reach out to your Kleen-Rite representative!



## GAUGES



### ATG001 QUICK CONNECT PRESSURE GAUGE

PRESSURE PRO

#### SPECIFICATIONS:

- **MAX PRESSURE:** 4200 PSI
- **MAX FLOW:** 8 GPM
- **INLET:** 3/8" QC Female
- **OUTLET:** 3/8" QC Female

**\$24.19 PWP0001**



### ATG200 QUICK CONNECT TEMPERATURE GAUGE

PRESSURE PRO

#### SPECIFICATIONS:

- **MAX PRESSURE:** 4200 PSI
- **MAX FLOW:** 8 GPM
- **INLET:** 3/8" QC Female
- **OUTLET:** 3/8" QC Female

**\$75.47 PWP0200**

**DUAL TEMP. & PRESSURE GAUGE**

## SWIVELS

TOP  
SELLER!

### 3/8" 90° STAINLESS STEEL SWIVEL

KLEEN-RITE

KLEEN-RITE CORP.



#### SPECIFICATIONS:

- **PRESSURE:** 5000 PSI
- **MAX FLOW:** 7 GPM
- **INLET:** 3/8" MPT
- **OUTLET:** 3/8" FPT
- **MAX TEMP:** 300° F

#### INFORMATION:

- Low torque
- Sealed against dust
- 360° swivel action
- Long-life seal, Viton O-rings

Use this professional car wash boom swivel for hoses that bend, twist, or kink in your wash bays. **Stainless steel** right angle housing. 3/8" M x 3/8" F connection ports.

<b>\$35.54</b>	<b>SW4000SS</b>	Swivel
<b>\$11.97</b>	<b>SW4000KN</b>	Repair Kit

TOP  
SELLER!

### 3/8" 90° BRASS SWIVEL

KLEEN-RITE

KLEEN-RITE CORP.



#### SPECIFICATIONS:

- **PRESSURE:** 3000 PSI
- **MAX FLOW:** 7 GPM
- **INLET:** 3/8" MPT
- **OUTLET:** 3/8" FPT
- **MAX TEMP:** 300° F

#### INFORMATION:

- Low torque
- Sealed against dust
- 360° swivel action
- Long-life seal, Viton O-rings

Use this sealed car wash boom swivel for hoses that bend, twist, or kink in your wash bays. **Brass** right angle housing. 3/8" M x 3/8" F connection ports.

<b>\$26.82</b>	<b>SW4000</b>	Swivel
<b>\$11.97</b>	<b>SW4000KN</b>	Repair Kit

### KIM SWIVEL

KLEEN-RITE



KLEEN-RITE CORP.



#### SPECIFICATIONS:

- **MAX PRESSURE:** 3500 PSI
- **MAX TEMP:** 180° F

#### INFORMATION:

- Made with 416 hardened stainless steel
- Ball bearing

PRICE	KR #	SIZE	SEAL	GPM
<b>\$18.91</b>	<b>SW1025</b>	1/4"	M X F Buna-N	6.7
<b>\$19.40</b>	<b>SW1038</b>	3/8"	M X F Buna-N	10.6

PRICE	KR #	SIZE	SEAL	GPM
<b>\$23.56</b>	<b>SW1050</b>	1/2"	M X F Buna-N	27

### 1/2" HOSE REEL SWIVEL

TITAN PRODUCTS



#### SPECIFICATIONS:

- **PRESSURE:** 100 PSI
- **INLET:** 1/2" FNPT
- **OUTLET:** 1/2" FNPT
- PVC Construction
- COLD WATER ONLY

<b>\$44.49</b>	<b>SW8700</b>	Swivel
<b>\$13.22</b>	<b>SWK5650</b>	Repair Kit

### 1/2" HOSE REEL SWIVEL

TITAN PRODUCTS



#### SPECIFICATIONS:

- **PRESSURE:** 4000 PSI
- **MAX TEMP:** 250° F
- **INLET:** 1/2" FNPT
- **OUTLET:** 1/2" FNPT
- Stainless Steel Construction

<b>\$66.84</b>	<b>SW5700</b>	Swivel
<b>\$13.22</b>	<b>SWK5650</b>	Repair Kit

### 1/2" HOSE REEL SWIVEL

TITAN PRODUCTS



#### SPECIFICATIONS:

- **PRESSURE:** 3000 PSI
- **MAX TEMP:** 250° F
- **INLET:** 1/2" FNPT
- **OUTLET:** 1/2" FNPT
- Brass Construction

<b>\$46.05</b>	<b>SW8600</b>	Swivel
<b>\$13.22</b>	<b>SWK5650</b>	Repair Kit

### 1/2" 90° HIGH PRESSURE HOSE REEL SWIVEL

J.E. ADAMS



#### SPECIFICATIONS:

- **PRESSURE:** 3000 PSI
- **MAX FLOW:** 10 GPM
- **INLET:** 1/2" FPT
- **OUTLET:** 1/2" FPT

- #### INFORMATION:
- Teflon washer
  - Repairable
  - 90° swivel action
  - Viton O-Rings

<b>\$38.88</b>	<b>SW7475</b>	Swivel
<b>\$11.75</b>	<b>SW7475K</b>	Repair Kit

## SWIVELS



### 3/8" 90° WDE ROTARY UNION SWIVEL

MOSMATIC

#### SPECIFICATIONS:

- **PRESSURE:** 4000 PSI
- **RPM:** 30
- **INLET:** 3/8" NPTF
- **OUTLET:** 3/8" NPTM
- **MAX TEMP:** 250°F

#### INFORMATION:

- Nickel-plated brass construction
- WDE swivel
- O-ring seal
- Sliding bearings

<b>SWM43457</b>	Swivel
<b>SWMK43912</b>	WDE Seal Kit



### 1/4" 90° WDE ROTARY UNION SWIVEL

MOSMATIC

#### SPECIFICATIONS:

- **PRESSURE:** 4000 PSI
- **RPM:** 30
- **INLET:** 1/4" NPTF
- **OUTLET:** 1/4" NPTM
- **MAX TEMP:** 250°F

#### INFORMATION:

- Nickel-plated brass construction
- WDE swivel
- O-ring seal
- Sliding bearings

<b>SWM43451</b>	Swivel
<b>SWMK43912</b>	WDE Seal Kit



### 1/2" 90° WDE ROTARY UNION SWIVEL

MOSMATIC

#### SPECIFICATIONS:

- **PRESSURE:** 4000 PSI
- **RPM:** 30
- **INLET:** 1/2" NPTF
- **OUTLET:** 1/2" NPTF
- **MAX TEMP:** 250°F

#### INFORMATION:

- Nickel-plated brass construction
- WDE swivel
- O-ring seal
- Sliding bearings

<b>SWM43458</b>	Swivel
<b>SWMK43912</b>	WDE Seal Kit



### 1/2" 90° WDE ROTARY UNION SWIVEL

MOSMATIC

#### SPECIFICATIONS:

- **PRESSURE:** 4000 PSI
- **RPM:** 30
- **INLET:** 1/2" NPTF
- **OUTLET:** 1/2" NPTM
- **MAX TEMP:** 250°F

#### INFORMATION:

- Nickel-plated brass construction
- WDE swivel
- Single flow model
- Self-rotating design

<b>SWM43453</b>	Swivel
<b>SWMK43912</b>	WDE Seal Kit



### 1/2" 90° WDC ROTARY UNION SWIVEL

MOSMATIC

#### SPECIFICATIONS:

- **PRESSURE:** 4000 PSI
- **RPM:** 30
- **INLET:** 1/2" NPTF
- **OUTLET:** 1/2" NPTF
- **MAX TEMP:** 250°F

#### INFORMATION:

- Nickel-plated brass construction
- WDC swivel
- Manual rotation
- Single flow model

<b>SWM43354</b>	Swivel
<b>SWMK43904</b>	WDB/WBC Seal Kit



### 3/8" 90° WDB ROTARY UNION SWIVEL

MOSMATIC

#### SPECIFICATIONS:

- **PRESSURE:** 4000 PSI
- **RPM:** 30
- **INLET:** 3/8" NPTF
- **OUTLET:** 3/8" NPTM
- **MAX TEMP:** 250°F

#### INFORMATION:

- WDB swivel
- Single flow model
- Self-rotating design
- Stainless steel

<b>SWM43252</b>	Swivel
<b>SWMK43904</b>	WDB/WBC Seal Kit



### 1/2" 90° WDB ROTARY UNION SWIVEL

MOSMATIC

#### SPECIFICATIONS:

- **PRESSURE:** 4000 PSI
- **RPM:** 30
- **INLET:** 1/2" NPTF
- **OUTLET:** 1/2" NPTM
- **MAX TEMP:** 250°F

#### INFORMATION:

- WDB swivel
- Single flow model
- Self-rotating design
- Stainless steel

<b>SWM43353</b>	Swivel
<b>SWMK43904</b>	WDB/WBC Seal Kit

Swivels reduce the difficulty and the logistics of attaching or replacing hoses in your fluid management systems. By having a rotating swivel, you avoid hose kinking or awkward starts and restarts. Hoses bend, twist and kin through installation and use – but swivels will prevent damage while letting the hoses move freely!



# PARTS & SUPPLIES

## INLINE SWIVELS



**1/4" DVG SWIVEL**  
MOSMATIC



- |                             |   |
|-----------------------------|---|
| <b>SPECIFICATIONS:</b>      | <b>INFORMATION:</b>                     |
| • <b>PRESSURE:</b> 4000 PSI | • Stainless steel - corrosion-resistant |
| • <b>RPM:</b> 30            | • 1x thrust ball bearing                |
| • <b>INLET:</b> 1/2" NPTM   | • Reinforced inner shaft                |
| • <b>OUTLET:</b> 1/2" NPTF  |   |
| • <b>MAX TEMP:</b> 250° F   |   |

**SWM32552**



**1/4" GUN SWIVEL**  
MOSMATIC



- |                             |   |
|-----------------------------|---|
| <b>SPECIFICATIONS:</b>      | <b>INFORMATION:</b>                     |
| • <b>PRESSURE:</b> 4000 PSI | • Stainless steel - corrosion-resistant |
| • <b>RPM:</b> 30            | • 1x thrust ball bearing                |
| • <b>INLET:</b> 1/4" NPTM   | • Reinforced inner shaft                |
| • <b>OUTLET:</b> 1/4" NPTF  |   |
| • <b>MAX TEMP:</b> 250° F   |   |

**SWM32552**



**1/2" HIGH-FLOW BRASS SWIVEL COUPLING**  
SUTTNER



- |                             |   |
|-----------------------------|---|
| <b>SPECIFICATIONS:</b>      | <b>INFORMATION:</b>                         |
| • <b>PRESSURE:</b> 3200 PSI | • PTFE bearing                              |
| • <b>RPM:</b> 30            | • Double PTFE slide rings for easy movement |
| • <b>INLET:</b> 1/2" NPTM   |   |
| • <b>OUTLET:</b> 1/2" NPTF  |   |
| • <b>MAX TEMP:</b> 212° F   |   |
| • <b>FLOW:</b> 42 GPM       |   |

**\$25.96**    **SUT340**



**3/8" ST-301 SWIVEL COUPLING**  
SUTTNER



- |                             |   |
|-----------------------------|---|
| <b>SPECIFICATIONS:</b>      | <b>INFORMATION:</b>                         |
| • <b>PRESSURE:</b> 5000 PSI | • PTFE/Bronze body                          |
| • <b>INLET:</b> 3/8" MPT    | • Double PTFE slide rings for easy movement |
| • <b>OUTLET:</b> 3/8" FPT   | • Nickel plated stainless steel interior    |
| • <b>MAX TEMP:</b> 300° F   |   |
| • <b>RPM:</b> 30            |   |
| • <b>FLOW:</b> 12 GPM       |   |

**\$15.42**    **SUT300MF**

## STAINLESS STEEL SWIVELS



**1/4" STRAIGHT SWIVEL**  
J.E. ADAMS

- |                             |                                 |
|-----------------------------|---------------------------------|
| <b>SPECIFICATIONS:</b>      | <b>INFORMATION:</b>             |
| • <b>PRESSURE:</b> 5000 PSI | • Stainless steel body & insert |
| • <b>MAX TEMP:</b> 200° F   | • Repairable                    |
| • <b>INLET:</b> 1/4" MPT    |                                 |
| • <b>OUTLET:</b> 1/4" FPT   |                                 |

**\$20.39**    **SW7470**    Swivel  
**\$4.15**    **SW7480K**    Repair Kit



**3/8" STRAIGHT SWIVEL**  
J.E. ADAMS

- |                             |                                 |
|-----------------------------|---------------------------------|
| <b>SPECIFICATIONS:</b>      | <b>INFORMATION:</b>             |
| • <b>PRESSURE:</b> 5000 PSI | • Stainless steel body & insert |
| • <b>MAX TEMP:</b> 200° F   | • Repairable                    |
| • <b>INLET:</b> 3/8" MPT    |                                 |
| • <b>OUTLET:</b> 3/8" FPT   |                                 |

**\$17.25**    **SW7044**    Swivel  
**\$5.61**    **SW7080K**    Repair Kit

## BRASS BALL BEARINGS



**BALL BEARING SWIVEL**  
FLUID CONTROLS

- |                             |  |
|-----------------------------|--|
| <b>SPECIFICATIONS:</b>      | <b>INFORMATION:</b>  |
| • <b>PRESSURE:</b> 2000 PSI | • High pressure swivel with brass body and stainless steel thrust bearings                           |
| • <b>MAX TEMP:</b> 160° F   | • Internally lubricated O-rings and stainless center spool piece assure long, trouble-free operation |
| • <b>FLOW:</b> 12 GPM       | • Repairable   |

**\$18.91**    **SW0140**    1/4" Swivel  
**\$17.44**    **SW0260**    3/8" Swivel  
**\$7.46**    **SW0260K**    Repair Kit

# PARTS & SUPPLIES



## SWIVELS

### 90° HIGH PRESSURE SWIVELS

- Ideal selection for use as replacement swivels on automatic car washes, hose reels and ceiling booms
- Live swivel ball bearing design
- Rebuildable
- Nickel plated alloy steel
- Maximum temperature is 400° F.
- Ideal for use with hot water, steam, hydraulic fluid, insecticides, etc.
- 5000 PSI



### 90° HIGH PRESSURE SWIVEL SUPER SWIVELS

- Used in Popular Brand Automatics • 3500 PSI

<b>\$192.94</b>	<b>SWS08MF</b>	1/2" M x F
<b>\$45.06</b>	<b>SWS0890SK</b>	Repair Kit



### 90° HIGH BALANCE SWIVEL SUPER SWIVELS

- 2000 PSI

<b>\$218.01</b>	<b>SWS082</b>	1/2" M x F
<b>\$48.37</b>	<b>SWS20198</b>	Repair Kit (w/o bearings)
<b>\$64.37</b>	<b>SWS20197</b>	Repair Kit (w/ bearings)



### 90° SWIVEL SUPER SWIVELS

- 1/2" Male x Female

<b>\$57.35</b>	<b>SWS083</b>
----------------	---------------



### INLINE SWIVEL SUPER SWIVELS

- This high pressure swivel has chrome ball bearing design for added life
- Easily rebuildable, superior quality alloy steel
- Burnished (micro smooth) barrel bores
- 5000 PSI

<b>\$47.24</b>	<b>SWS04MF</b>	1/4" M x F
<b>\$48.88</b>	<b>SWS06MF</b>	3/8" M x F



### 3/8" M X F 90° SWIVEL SUPER SWIVELS

- Ideal selection for use as replacement swivels on hose reels
- Live swivel ball bearing design
- Nickel plated alloy steel

<b>\$53.03</b>	<b>SWS0690</b>	3/8" M x F
<b>\$9.33</b>	<b>SWS0690K</b>	Repair Kit



### 3/8" F X F 90° SWIVEL SUPER SWIVELS

- Superior construction
- Live swivel ball bearing design
- Nickel plated alloy steel

<b>\$53.03</b>	<b>SWS0690FF</b>	3/8" F x F
<b>\$9.33</b>	<b>SWS0690K</b>	Repair Kit



### 1/2" M X F SUPER SWIVELS

<b>\$66.58</b>	<b>SWSD89MFG</b>	1/2" M x F
<b>\$13.20</b>	<b>SWSD808K</b>	Repair Kit

### 90° DOUBLE BEARING SWIVELS WITH GREASE RELIEF VALVE

## HIGH SPEED SWIVELS



### 3/8" DYCI SERIES SWIVEL

MOSMATIC

#### SPECIFICATIONS:

- **PRESSURE:** 5000 PSI
- **RPM:** 2000
- **INLET:** 3/8" NPTF
- **OUTLET:** 3/8" BTSM
- **MAX TEMP:** 250 °F

#### INFORMATION:

- DYCI high RPM triple bearing system
- Carbide seal
- Self-rotating
- Stainless steel

**SWM55163**



### 1/4" DYG SERIES SWIVEL

MOSMATIC

#### SPECIFICATIONS:

- **PRESSURE:** 4000 PSI
- **RPM:** 2000
- **INLET:** 1/4" NPTF
- **OUTLET:** 1/4" NPTM
- **MAX TEMP:** 250 °F

#### INFORMATION:

- (2) Radial bearings
- (1) Thrust ball bearing
- Self-rotating
- Carbide seal
- Brass w/ nickel plating

**SWM57051**



### 3/8" DYG SERIES SWIVEL WITH BULKHEAD FITTING

MOSMATIC

#### SPECIFICATIONS:

- **PRESSURE:** 4000 PSI
- **RPM:** 2000
- **INLET:** 3/8" NPTF
- **OUTLET:** 3/8" BSTM
- **MAX TEMP:** 250 °F

#### INFORMATION:

- DYG High RPM triple bearing system, w/ bulkhead fitting swivel, carbide seal
- Self-rotating

**SWM57163**



### 3/8" DYF SERIES SWIVEL

MOSMATIC

#### SPECIFICATIONS:

- **PRESSURE:** 4000 PSI
- **RPM:** 2000
- **INLET:** 3/8" NPTF
- **OUTLET:** G 3/8" M
- **MAX TEMP:** 250 °F

#### INFORMATION:

- (2) Radial bearings
- (1) Thrust ball bearing
- Self rotating
- Carbide seal
- Brass w/ nickel plating

**SWM58163**



### 3/8" DYT SERIES SWIVEL

MOSMATIC

#### SPECIFICATIONS:

- **PRESSURE:** 5000 PSI
- **RPM:** 2000
- **INLET:** 3/8" NPTF
- **OUTLET:** 3/8" NPTM
- **MAX TEMP:** 250 °F

#### INFORMATION:

- Flange
- Quadruple bearing
- Carbide seal
- Self-rotating
- Stainless steel

**SWM59153**



### 3/8" DYT SERIES SWIVEL

MOSMATIC

#### SPECIFICATIONS:

- **PRESSURE:** 5000 PSI
- **RPM:** 2000
- **INLET:** 3/8" NPTF
- **OUTLET:** G 3/8" M
- **MAX TEMP:** 250 °F

#### INFORMATION:

- Flange
- Quadruple bearing
- Carbide seal
- Self-rotating
- Stainless steel

**SWM59163**



### 4000 PSI LIVE GUN SWIVEL

MOSMATIC

- It is well known that Mosmatic swivels turn freely even under high pressure.
- Made of corrosion-resistant material and stainless steel self-lubricating bearings, the new gun swivel offers the highest quality Swiss made craftsmanship.

PART #	SIZE
<b>SWM32563</b>	3/8" M x 3/8" M
<b>SWM32564</b>	3/8" M x 3/8" F
<b>SWM32569</b>	3/8" F x 3/8" F



### CARBIDE SEAL KIT

MOSMATIC

#### INCLUDES:

- 2 - O-Rings
- 2 - Spring washers
- 2 - Carbide seals
- 1 - 0.5ml thread adhesive
- 1 - Seal Tool

**SWMK36906**



## AR NORTH AMERICA PRESSURE WASH PUMPS

New!



ARRCV3G27-PKG



ARMW22G24EZSX



ARXMV25G26DF25



ARRCA35G25N

### PRESSURE CLEANING PUMPS

AR NORTH AMERICA PRESSURE CLEANING

HOLLOW SHAFT - GAS FLANGE					
PRICE	PART#	GPM	PSI	RPM	SHAFT
\$115.23	ARMW22G24EZSX	2.2	2400	3400	7/8"
\$115.23	ARMV25G24D	2.5	2400	3400	3/4"
\$242.10	ARSJV25G27D-F7	2.5	2700	3400	3/4"
\$242.09	ARSJV3G27D-F7	3	2700	3400	3/4"
\$309.92	ARRCV3G27-PKG	3	2500	3400	3/4"
TRIPLEX PLUNGER - GAS FLANGE - HOLLOW SHAFT					
\$314.72	ARXTA2G15EBAF8	2.11 GPM	1800	1750	3/4"
\$115.23	ARMW22G24EZ	2.2	2400	3400	7/8"
\$295.35	ARXMV25G26DF25	2.5	2600	3400	3/4"
\$309.88	ARXMV3G30	3	3000	3400	1"
\$421.23	ARKA35G40HEF17	3.5	4000	1750	1 1/8"
\$385.41	ARRKV35G40HD24	3.5	4000	3400	1"
\$325.90	ARRSV4G40-PKG	4	4000	3400	1"
\$415.96	ARRRV4G40-PKG	4	4000	3400	1"
\$380.62	ARRRV4G40-VRT-PKG	4	4000	3400	1"
\$522.99	ARRKV4G40-PKG	4	4000	3400	1"
\$364.34	ARRKV4G30AD	4	3000	3400	1"
\$426.07	ARRKV4G40HD	4	4000	3400	1"
TRIPLEX PLUNGER - SOLID SHAFT					
\$250.32	ARRCA35G25N	3.5	2500	1750	24 mm
\$397.03	ARRK1528HN	3.96	4000	1450	24 mm
\$382.50	ARKA4G30N	4	3000	1750	24 mm
\$397.03	ARKA4G40HN	4	4000	1750	24 mm
\$789.21	ARSXWA55G50	5.5	5000	1750	24 mm
\$634.28	ARXWAM8G35N	8	3500	1750	24 mm
TRIPLEX PLUNGER - DIE-CAST SOLID					
\$397.03	ARKA35G40HN	3.5	4000	1750	24mm
\$14.22	AR1836	1/2" Rail Kit			
\$18.76	AR1836H	1 5/8" Rail Kit			



AR2798



AR2186



AR42762

### AR NORTH AMERICA KITS & PARTS

AR NORTH AMERICA

PRICE	KR #	PRODUCT	FOR PUMPS	PRICE	KR #	KIT TYPE	FOR PUMPS
\$49.79	AR880291	Piston - 18 mm		\$27.27	AR42476	Water Seal Kit	RCV, RCVU Series
\$51.85	AR1420430	Piston - 20 mm	XW Series	\$37.22	AR1828	Valve Kit - 18 mm	RK, RKA, RKV, RRV, XRC, and XRA series pumps. **Please consult your pump's manual to confirm version-specific compatibility.
\$161.16	AR2543	Piston Kit - 22 mm	XW, XWA Series				
\$95.98	AR2544	Piston Kit - 15 mm	RVV, XM, XMA & XMV Series	\$31.64	AR1864	Valve Kit	XTV3G18
\$121.27	AR2546	Piston Kit - 18 mm	RK, RKA, RKV, XRC, XRV & XRCV Series	\$33.05	AR2186		RSV Series
\$72.52	AR1857	Seal Kit	XRV, XRA, RKV, RK Series	\$11.79	AR2233		RM Series
\$55.91	AR2520	Seal Kit	XTV3G18	\$83.30	AR2780		XW, WWA Series
\$20.43	AR2167	Seal	For old style 27-DF7 steel crankshafts	\$38.84	AR2864		RK, RKA, RCW, RW Series
\$50.28	AR2189	Water Seal	RSV Series	\$31.64	AR2869		27D-F7
\$14.99	AR2235	Water Seal	RM Series	\$103.63	AR2871	SXW Series	
\$102.86	AR2278	Water Packing	XWM Series	\$49.14	AR42762	RSV Series	
\$57.93	AR2741	Water Seal - 15 mm	SXMA, SXMV, XM, XMA & XMV	\$41.23	AR1855	RK, RKA, XRC Series	
\$82.89	AR2782	Water Seal - 20 mm	XWA Series	\$33.46	AR1856	XRA(E), XRV, RKA E Series	
\$88.28	AR2783	Water Seal - 22 mm	XWA, XW Series	\$30.05	AR1860	XTV Series	
\$43.22	AR2798	Packing	XJV 3400 RPM E Version 5/8" with NEMA 56-C Flange	\$39.22	AR2781	XWA Series	
\$107.16	AR2874	Seal - 18 mm	SXW Series	\$14.60	AR2797	Oil Seal Kit	Old SJV 3400 RPM; SJW 3400 RPM; XJV 3400 RPM E version 5/8" w/ NEMA 56-C flange
				\$64.93	AR2280	Unloader Kit	



## COMET PRESSURE WASH PUMPS & PARTS



**VRX SERIES**  
CP6511003300



**AXD-G SERIES**  
CP65010005



**BXD SERIES**  
CP65251002



**LWD-E SERIES**  
CP63030509



**ZWD SERIES**  
CP63051503

### COMET PUMPS

PRICE	KR #	MODEL #	SERIES	GPM	PSI	RPM	ENG. SHAFT	OIL SEAL KIT	VALVE KIT
<b>VRX</b>									
<b>\$247.15</b>	<b>CP6511003300</b>	VRX 2527 G	VRX	2.5	2700	3400	7/8"	-	-
<b>AXD - ELECTRIC FLANGE, HOLLOW SHAFT</b>									
<b>\$311.63</b>	<b>CP65010010</b>	AXD2020E	AXD	1.9	2000	3400	5/8"	<b>CP50190079</b>	<b>CP50250014</b>
<b>AXD - GAS FLANGE, HOLLOW SHAFT</b>									
<b>\$326.96</b>	<b>CP65010025</b>	AXD2527G	AXD	2.5	2700	3400	3/4"	<b>CP50190079</b>	<b>CP50250014</b>
<b>\$339.11</b>	<b>CP65010005</b>	AXD3020G	AXD	2.7	2000	3400	3/4"	<b>CP50190079</b>	<b>CP50250014</b>
<b>BXD - GAS FLANGE - HOLLOW SHAFT</b>									
<b>\$157.58</b>	<b>CP65251002</b>	BXD2527G	BXD	2.4	2700	3400	3/4"	<b>CP50190667</b>	<b>CP50250027</b>
<b>TRIPLEX PLUNGER - ELECTRIC FLANGE, HOLLOW SHAFT</b>									
<b>\$355.05</b>	<b>CP63030509</b>	LWD3020E	LWD	3	2000	3400	5/8"	<b>CP50190041</b>	<b>CP50250011</b>
<b>TRIPLEX PLUNGER - GAS FLANGE, HOLLOW SHAFT</b>									
<b>\$342.28</b>	<b>CP63031700</b>	LWD2525G	LWD	2.5	2700	3400	3/4"	<b>CP50190041</b>	<b>CP50250011</b>
<b>ZWD - GAS FLANGE, HOLLOW SHAFT</b>									
<b>\$510.79</b>	<b>CP63051503</b>	ZWD4040G-K	ZWD	4	4000	3400	1"	<b>CP50190065</b>	<b>CP50250011</b>
<b>\$385.09</b>	<b>CP6305010400</b>	ZWD3030G	ZWD	3	3200	3400	3/4"	<b>CP50190065</b>	<b>CP50250011</b>
<b>\$485.93</b>	<b>CP6305090000</b>	ZWD4040G	ZWD	4	4000	3400	1"	<b>CP50190065</b>	<b>CP50250011</b>
<b>RW SERIES - SOLID SHAFT</b>									
<b>\$605.38</b>	<b>CP65171300</b>	RW5535S	RW	5.5	3500	1450	24mm	-	<b>CP50250011</b>



**CP50250011**



**CP2409012300**



**CP50190038**



**CP50190667**

### COMET KITS & PARTS

PRICE	KR #	PART	MODELS
<b>\$57.87</b>	<b>CP50250011</b>	Check Valve Kit	LW,ZW,FW,HW,SW
<b>\$38.34</b>	<b>CP50250014</b>	Check Valve Kit	AXD, AXS, GXD
<b>\$39.73</b>	<b>CP50250030</b>	Valve Kit	AW, BW
<b>\$14.37</b>	<b>CP2409012300</b>	Valve Kit	-
<b>\$87.70</b>	<b>CP50250020</b>	Valve Kit	TW
<b>\$32.26</b>	<b>CP50250049</b>	Valve Kit	-
<b>\$77.13</b>	<b>CP50250025</b>	Valve Kit - High Flow	-
<b>\$132.23</b>	<b>CP24090071</b>	Repair Kit - 15 mm	LW/VW
<b>\$135.05</b>	<b>CP24090072</b>	Piston - 18 mm	LW
<b>\$52.01</b>	<b>CP50190037</b>	Seal Kit - Piston	LW
<b>\$51.06</b>	<b>CP50190035</b>	Seal Kit - 15 mm	LWD, LWS - 2500 PSI
<b>\$58.43</b>	<b>CP50190064</b>	Seal Kit - 15 mm	ZW
<b>\$100.30</b>	<b>CP50190038</b>	Seal Kit - 18 mm	FW

PRICE	KR #	PART	MODELS
<b>\$107.64</b>	<b>C50190247</b>	Seal Kit - 18 mm	HW
<b>\$154.02</b>	<b>CP5019003900</b>	Seal Kit - 20 mm	FW
<b>\$51.47</b>	<b>CP50190077</b>	Seal Kit	AXD 2000 PSI
<b>\$45.16</b>	<b>CP50190667</b>	Seal Kit	BX Series
<b>\$150.79</b>	<b>CP50190673</b>	Water Seal Kit - 18 mm	RW
<b>\$69.50</b>	<b>CP50190703</b>	Hot Water Seal - 18 mm	FW, FW2
<b>\$76.70</b>	<b>CP50190669</b>	Complete Hot Water Kit	FW
<b>\$31.41</b>	<b>CP50190040</b>	Oil Seal	Solid Shaft
<b>\$32.04</b>	<b>CP50190041</b>	Oil Seal	Hollow Shaft, LW
<b>\$36.01</b>	<b>CP50190045</b>	Oil Seal	Hollow Shaft
<b>\$32.67</b>	<b>CP50190065</b>	Oil Seal	Hollow Shaft - ZWD
<b>\$29.21</b>	<b>CP50190079</b>	Oil Seal	AX, AXS
<b>\$45.69</b>	<b>CP50190219</b>	Oil Seal	FW2

# PUMPS



## GIANT PRESSURE WASH PUMPS

### GIANT PUMPS



PUP56W

TRIPLEX PLUNGER					
PRICE	KR #	GPM	PSI	RPM	CRANK SHAFT
\$743.59	PUP56W	6.1	1900	1420	24mm

OIL SEAL KIT	VALVE KIT
PU09202	PU09041



PUP420AL

\$1,361.05	PUP420AL	12.8	2175	1450	28mm - Left
\$1,361.05	PUP420AR	12.8	2175	1450	28mm - Right
\$1,290.54	PUP422R	9.9	2600	1450	28mm - Right

PU09641	PU09143
PU09641	PU09143
PU09641	PU09143



PUP318AR

\$390.69	PUP219RX	4.2	2500	1750	24mm - Right - Short
\$521.54	PUP318AR	4.8	2000	1450	24mm - Right
\$521.54	PUP318AL	4.8	2000	1450	24mm - Left
\$410.48	PUP316R	4.0	3350	1450	24mm - Right
\$410.48	PUP316L	4.0	3500	1450	24mm - Left
\$410.48	PUP321R	3.8	3500	3450	24mm - Right

PU09144	PU09116
PU09144	PU09116
PU09144	PU09116
PU09144	PU09116
PU09144	PU09116
PU09152	PU09116



PUP218R

\$390.69	PUP218R	3.4	2500	1750	24mm - Right
\$390.69	PUP218L	3.4	2500	1750	24mm - Left

PU09144	PU09116
PU09144	PU09116



PUP316RX

\$410.48	PUP316RX	4.7	2750	1750	24mm - Right - Short
\$410.48	PUP317RX	3.5	3350	1800	24mm - Right - Short

PU09144	PU09116
PU09144	PU09116



PUGXH2525A112H

GX HORIZONTAL					
PRICE	KR #	GPM	PSI	RPM	SHAFT
\$195.83	PUGXH2525A112H	2.5	2500	3450	7/8"
\$173.78	PUGXH2525111H	2.5	2500	3450	3/4" - Short

OIL SEAL KIT	VALVE KIT
PU09468	PU09466
PU09468	PU09466



PUP219L

\$390.69	PUP219L PUP219R	4.2	2500	1750	24mm - Left 24mm - Right
----------	--------------------	-----	------	------	-----------------------------

PU09164	PU09116
---------	---------



PUP317R

\$410.48	PUP317L PUP317R	3.5	3000	1750	24mm - Left 24mm - Right
----------	--------------------	-----	------	------	-----------------------------

PU09119	PU09116
---------	---------

### GIANT KITS & PARTS



PU09081

PU09152

PU09466

\$120.87	PU09167	Plunger Packing Kit	For P54
\$49.51	PU09038		For P46W
\$115.93	PU09061		Weep - For P56W
\$110.51	PU09081		Weep - For P46W
\$32.07	PU09138		-
\$58.46	PU09119		-
\$164.01	PU09295		For P422

\$59.56	PU09152	12mm Plunger Packing Kit	-
\$57.55	PU09164	18mm Plunger Packing Kit	For PUP220E
\$48.93	PU09145	20mm Plunger Packing Kit	For P318A
\$118.27	PU09140	25mm Plunger Packing Kit	For P420A

\$109.91	PU09089	Plunger Seal Kit	For P55W
\$70.53	PU09141	18mm Plunger Repair Kit	For P440

\$12.09	PU09154	Valve Assembly Kit	For P510
\$130.15	PU09039		For P46W
\$115.12	PU09041		For P55W & P56W
\$54.47	PU09116		For P318AL, P318AR, P220E
\$8.39	PU09125		For R51













\$264.14	PU09143	Valve Kit	For P420A
\$132.66	PU09168	Valve Kit	For P54, P58
\$7.28	PU09466	16mm Valve Kit	For GX

\$6.63	PU09467	Unloader Kit	For GX
\$6.30	PU09534	Regulator Repair Kit	
\$4.63	PU09144	Oil Seal Kit	For 200 & 300 Series



## CAT PUMPS

### CAT PUMPS

		TRIPLEX PLUNGER - ELECTRIC FLANGE - HOLLOW SHAFT									
		PRICE	KR #	GPM	PSI	RPM	ENG. SHAFT	PRICE	SEAL KIT	PRICE	VALVE KIT
PU2SF29ELS		\$450.05	PU2SF29ELS	2.85	1500	1725	5/8" Electric	\$93.75	PU34053	\$64.38	PU34052
		\$413.70	PU2SF30ES	3.0	1500	3450	5/8" Electric	\$93.75	PU34053	\$64.38	PU34052
PU2SFX20ES		\$489.99	PU2SFX30ES3	3.0	1500	3450	5/8" Electric	\$93.75	PU34053	\$80.63	PU34056
		\$420.35	PU2SFX20ES	2.0	2000	3450	5/8" Electric	\$93.75	PU34053	\$80.63	PU34056
PU2SF22ES		\$413.70	PU2SF22ES	2.2	2000	3450	5/8" Electric	\$93.75	PU34053	\$64.38	PU34052
		\$420.35	PU2SF22ELS	2.2	2000	1725	5/8" Electric	\$93.75	PU34053	\$64.38	PU34052
		TRIPLEX PLUNGER - GAS FLANGE - HOLLOW SHAFT									
		PRICE	KR #	GPM	PSI	RPM	ENG. SHAFT	PRICE	SEAL KIT	PRICE	VALVE KIT
PU2SF30GS		\$452.10	PU2SF30GS	3.0	2000	3450	3/4" Gas	\$93.75	PU34053	\$64.38	PU34052
		\$446.98	PU2SFX30GS	3.0	2000	3450	3/4" Gas	\$93.75	PU34053	\$80.63	PU34056
		\$475.13	PU2SFX30GZ	3.0	2500	3450	3/4" Gas	\$93.75	PU34053	\$80.63	PU34056
PU4PPX30GSI		\$317.91	PU4PPX30GSI	2.7	3000	3450	3/4" Gas	\$126.77	PU76124	\$95.00	PU76134
		\$318.44	PU4PPX25GSI	2.5	3300	3450	3/4" Gas	\$126.77	PU76124	\$95.00	PU76134
PU4DNX27GSI		\$382.43	PU4DNX25GSI	2.5	3000	3450	3/4" Gas	\$76.25	PU76975	\$95.00	PU76976
		\$382.43	PU4DNX27GSI	2.7	3000	3450	3/4" Gas	\$76.25	PU76975	\$95.00	PU76976
PU4SPX32G1I		\$430.62	PU4SPX32G1I	3.2	3000	3450	1" Gas	\$91.88	PU76977	\$95.00	PU76976
PU2SF35GS		\$457.73	PU2SF35GS	3.5	2000	3450	3/4" Gas		PU34053		PU34052
PU4DX29GUIF		\$410.63	PU4DX29GUIF	2.9	2600	3450	3/4" Gas		PU33053		PU76978
PU66DX35G1I		\$583.13	PU66DX40G1I	4.0	4000	3400	1" Gas		PU34262		PU34260
		\$705.53	PU66DX35G1I	3.5	4000	3400	1" Gas	\$81.88	PU34262	\$53.13	PU34260
PU5CP3120CSSG1		\$887.49	PU5CP3120CSSG1	4.5	3500	1645	1" Gas	\$107.50	PU33629	\$51.56	PU33060
PU67DX39G1I		\$471.54	PU67DX39G1I	3.9	4000	3450	1" Gas	\$101.25	PU76262	\$117.50	PU76260



## CAT PUMPS

### CAT PUMPS

PISTON - SOLID SHAFT						
PRICE	KR #	GPM	PSI	RPM	ENG. SHAFT	
<b>\$607.24</b>	<b>PU00280</b>	3.0	1000	1330	16.5 mm	
<b>\$572.93</b>	<b>PU00290</b>	3.5	1200	1200	16.5 mm	

TRIPLEX PLUNGER - SOLID SHAFT						
PRICE	KR #	GPM	PSI	RPM	ENG. SHAFT	
<b>\$588.80</b>	<b>PU00270</b>	3.5	1500	1420	16.5 mm	

<b>\$711.38</b>	<b>PU00350</b>	5.0	1500	1725	20 mm	
<b>\$711.38</b>	<b>PU00340</b>	4.0	1800	1725	20 mm	
<b>\$711.38</b>	<b>PU00310</b>	4.0	2200	950	20 mm	

<b>\$550.40</b>	<b>PU3CP1120</b>	4.2	2200	1725	16.5 mm	
<b>\$605.70</b>	<b>PU3CP1120.3</b>	4.2	2200	1725	16.5 mm	

<b>\$2,142.21</b>	<b>PU01050</b>	10.0	2200	958	30 mm	
-------------------	----------------	------	------	-----	-------	--

<b>\$683.66</b>	<b>PU5CP2120W</b>	4.0	2500	950	20 mm	
-----------------	-------------------	-----	------	-----	-------	--

<b>\$1,203.71</b>	<b>PU00530</b>	5.0	2500	1100	24 mm	
-------------------	----------------	-----	------	------	-------	--

<b>\$785.92</b>	<b>PU5CP5120</b>	5.0	3000	1415	20 mm	
-----------------	------------------	-----	------	------	-------	--

<b>\$755.71</b>	<b>PU5CP3120CSS</b>	4.5	3500	1645	20 mm	
-----------------	---------------------	-----	------	------	-------	--

<b>\$1,234.44</b>	<b>PU00550</b>	5.0	3000	1415	24 mm	
-------------------	----------------	-----	------	------	-------	--

<b>\$2,205.18</b>	<b>PU00650</b>	7.0	3000	1000	30 mm	
-------------------	----------------	-----	------	------	-------	--

<b>\$1,467.91</b>	<b>PU00056</b>	5.5	3500	1210	24 mm	
<b>\$1,523.71</b>	<b>PU00057</b>	4.5	4000	1285	24 mm	

PRICE	SEAL KIT	PRICE	VALVE KIT
<b>\$25.00</b>	<b>PU30305</b>	<b>\$81.25</b>	<b>PU30686</b>
<b>\$25.00</b>	<b>PU30305</b>	<b>\$81.25</b>	<b>PU30686</b>

PRICE	SEAL KIT	PRICE	VALVE KIT
<b>\$106.88</b>	<b>PU30914</b>	<b>\$161.88</b>	<b>PU30915</b>

<b>\$94.38</b>	<b>PU30623</b>	<b>\$76.25</b>	<b>PU30821</b>
<b>\$94.38</b>	<b>PU30623</b>	<b>\$76.25</b>	<b>PU30821</b>
<b>\$94.38</b>	<b>PU30623</b>	<b>\$76.25</b>	<b>PU30821</b>

<b>\$69.38</b>	<b>PU33983</b>	<b>\$51.56</b>	<b>PU33062</b>
<b>\$143.13</b>	<b>PU31983</b>	<b>\$51.56</b>	<b>PU33062</b>

<b>\$204.38</b>	<b>PU30913</b>	<b>\$98.75</b>	<b>PU34920</b>
-----------------	----------------	----------------	----------------

<b>\$100.00</b>	<b>PU33628</b>	<b>\$76.25</b>	<b>PU30821</b>
-----------------	----------------	----------------	----------------

<b>\$95.00</b>	<b>PU30488</b>	<b>\$93.75</b>	<b>PU30820</b>
----------------	----------------	----------------	----------------

<b>\$174.38</b>	<b>PU33630</b>	<b>\$51.56</b>	<b>PU33060</b>
-----------------	----------------	----------------	----------------

<b>\$107.50</b>	<b>PU33629</b>	<b>\$51.56</b>	<b>PU33060</b>
-----------------	----------------	----------------	----------------

<b>\$160.63</b>	<b>PU30610</b>	<b>\$93.75</b>	<b>PU30820</b>
-----------------	----------------	----------------	----------------

<b>\$181.25</b>	<b>PU30798</b>	<b>\$93.75</b>	<b>PU30820</b>
-----------------	----------------	----------------	----------------

<b>\$173.13</b>	<b>PU30799</b>	<b>\$104.38</b>	<b>PU33820</b>
<b>\$173.13</b>	<b>PU30799</b>	<b>\$104.38</b>	<b>PU33820</b>





## CAT PUMP KITS

### CAT PUMPS



**PU30687**



**PU30915**



**PU33628**



**PU30023**



**PU43367**



**KRK2101**

PRICE	KR #	PART	FOR CAT PUMP MODELS
<b>\$73.75</b>	<b>PU30024</b>	(Flat) Valve Kit	280, 290, 300, 333, 410, 420, 430
<b>\$81.25</b>	<b>PU30686</b>	Valve Kit	280, 290, 333, 430, starting with S/N 0800101
<b>\$163.13</b>	<b>PU30687</b>	Valve Kit	623, 820, 1010
<b>\$261.25</b>	<b>PU30767</b>	Valve Kit	2520
<b>\$98.75</b>	<b>PU34920</b>	Valve Kit	1050, 7CP6110CS, 7CP6170 - <i>2 kits are needed to repair these models</i>

<b>\$93.75</b>	<b>PU30820</b>	Valve Kit	51, 53, 55, 58, 530, 550, 650 - <i>2 kits are needed to repair these models</i>
<b>\$76.25</b>	<b>PU30821</b>	Valve Kit	310, 340, 350, 5CP2120W, 2140WCS, 2150W - <i>2 kits are needed to repair these models</i>
<b>\$161.88</b>	<b>PU30915</b>	Valve Kit	230, 240, 270
<b>\$51.56</b>	<b>PU33060</b>	Valve Kit	5CP3120, 5CP5120W, 5CP2150W <i>2 kits are needed to repair these models</i>
<b>\$51.56</b>	<b>PU33062</b>	Valve Kit	3CP series <i>2 kits are needed to repair these models</i>
<b>\$64.38</b>	<b>PU34052</b>	Valve Kit	2SF series
<b>\$110.00</b>	<b>PU34055</b>	Valve Kit	4SF series
<b>\$53.13</b>	<b>PU34260</b>	Valve Kit	5DX series, 6DX series, 66DX series <i>2 kits are needed to repair these models</i>
<b>\$97.23</b>	<b>PU76134</b>	Valve Kit	4PPX series
<b>\$117.50</b>	<b>PU76260</b>	Valve Kit	67DX
<b>\$95.00</b>	<b>PU76976</b>	Valve Kit	4DNX, 4SPX, 4SP series
<b>\$80.63</b>	<b>PU34056</b>	Valve Kit	2SFX series

<b>\$58.13</b>	<b>PU34668</b>	Inlet Valve Kit	2SF, 2SFX series
<b>\$58.75</b>	<b>PU34770</b>	Inlet Valve Kit	4SF series

<b>\$25.00</b>	<b>PU30305</b>	Prrrm-A-Lube Seal	280, 290, 323, 333, 430, 10FR
<b>\$78.75</b>	<b>PU30431</b>	Prrrm-A-Lube Seal	280, 290

<b>\$144.38</b>	<b>PU34054</b>	Seal Kit	4SF series
<b>\$107.50</b>	<b>PU33629</b>	Seal Kit	5CP3120, 5CP3120CSS
<b>\$61.88</b>	<b>PU30482</b>	Seal Kit	2520
<b>\$95.00</b>	<b>PU30488</b>	Seal Kit	53, 58, 530
<b>\$160.63</b>	<b>PU30610</b>	Seal Kit	51, 55, 550
<b>\$94.38</b>	<b>PU30623</b>	Seal Kit	30, 31, 34, 35, 310, 340, 350
<b>\$181.25</b>	<b>PU30798</b>	Seal Kit	650, 660
<b>\$204.38</b>	<b>PU30913</b>	Seal Kit	1050
<b>\$106.88</b>	<b>PU30914</b>	Seal Kit	230, 240, 270
<b>\$100.00</b>	<b>PU33628</b>	Seal Kit	5CP2120W, 5CP2140W, 5CP2150W
<b>\$181.25</b>	<b>PU33799</b>	Seal Kit	70
<b>\$93.75</b>	<b>PU34053</b>	Seal Kit	2SF series, 2SFX series
<b>\$69.38</b>	<b>PU33983</b>	Seal Kit	3CP series
<b>\$126.77</b>	<b>PU76124</b>	Seal Kit	4PPX series
<b>\$76.25</b>	<b>PU76975</b>	Seal Kit	4DNX
<b>\$101.25</b>	<b>PU76262</b>	Seal Kit	67DX
<b>\$81.88</b>	<b>PU34262</b>	Seal Kit	6DX series, 66DX series
<b>\$78.75</b>	<b>PU31684</b>	Seal Kit	3DNX series
<b>\$143.13</b>	<b>PU31983</b>	Seal Kit - High Temperature	3CP series
<b>\$159.38</b>	<b>PU33953</b>	Seal Kit - High Temperature	2SF series, 2SFX series

<b>\$96.23</b>	<b>PU30256</b>	Cup Kit	2520
<b>\$25.00</b>	<b>PU30023</b>	Cup Kit	280, 290, 400, 410, 420, 430
<b>\$120.63</b>	<b>PU30210</b>	Piston Kit	430
<b>\$133.75</b>	<b>PU30860</b>	Piston Kit	290

PRICE	KR #	PART	FOR CAT PUMPS MODELS
<b>\$89.38</b>	<b>PU43232</b>	Ceramic Plunger	530, 60, 56
<b>\$88.13</b>	<b>PU43367</b>	Ceramic Plunger	310, 340, 350
<b>\$45.94</b>	<b>PU46976</b>	Ceramic Plunger	3CP series
<b>\$27.50</b>	<b>PU45847</b>	Ceramic Plunger	2SF series, 2SFX series
<b>\$35.00</b>	<b>PU48752</b>	Ceramic Plunger	6DX series, 66DX series
<b>\$32.81</b>	<b>PU45848</b>	Ceramic Plunger	4SF series
<b>\$45.94</b>	<b>PU46841</b>	Ceramic Plunger	5CP2120W, 5CP2140WCS, 5CP2150W
<b>\$45.94</b>	<b>PU46884</b>	Ceramic Plunger	5CP3120, 5CP3120CSS

	KR #	REPAIR KIT	REPAIR KIT CONTENTS
<b>\$256.07</b>	<b>KRK2101</b>	310, 310B, 310S, 340, 350	<ul style="list-style-type: none"> <li>(1) 36H993 nitrile coated gloves - large</li> <li>(1) 6100 cat oil - 21 oz. bottle</li> <li>(1) 30623 seal kit</li> <li>(2) 30821 valve kits</li> </ul>
<b>\$261.62</b>	<b>KRK2102</b>	5CP2120W Series	<ul style="list-style-type: none"> <li>(1) 36H993 nitrile coated gloves - large</li> <li>(1) 6100 cat oil - 21 oz. bottle</li> <li>(1) 33628 seal kit</li> <li>(2) 30821 valve kits</li> </ul>



## GENERAL PUMP PRESSURE WASH PUMPS

### GENERAL PUMP PRESSURE WASH PUMPS



EP SERIES

EP SERIES						
PRICE	KR #	GPM	PSI	RPM	SHAFT	FLANGE
\$339.76	GPEP1506G6	2.9	3045	3400	3/4" Hollow	Gas
\$339.75	GPEP1508G8	3.4	3045	3400	1" Hollow	Gas
\$339.75	GPEP1313G8	4.0	4000	3400	1" Hollow	Gas
\$339.75	GPEP1812E17	4.0	2500	1750	1-1/8" Hollow	Electric
\$339.75	GPEP1813S17	4.2	2900	1750	.945" Solid	Electric

COMPLETE SEAL/PACKING KIT	VALVE KIT
GPK276	GPK269
GPK276	GPK269
GPK275	GPK269
GPK277	GPK269
GPK277	GPK269



ES SERIES

ES SERIES						
PRICE	KR #	GPM	PSI	RPM	SHAFT	FLANGE
\$398.30	GPES2012S	4.76	4000	1750	.945" Solid	Electric

COMPLETE SEAL/PACKING KIT	VALVE KIT
GPK290	GPK269



ESN SERIES

ESN SERIES						
PRICE	KR #	GPM	PSI	RPM	SHAFT	FLANGE
\$483.17	GPESN1512G	5.28	3625	3400	1" Hollow	Gas

COMPLETE SEAL/PACKING KIT	VALVE KIT
GPK288	GPK269



HTX SERIES

TRIPLEX PLUNGER - HTX, HTXS, HTS, HTCK SERIES						
PRICE	KR #	GPM	PSI	RPM	SHAFT	FLANGE
\$497.74	GPHTX1810S	3.1	2000	1750	.945" Solid Right	Electric
\$635.29	GPHTXS1812S	3.8	2000	1750	.945" Solid Right	Electric
\$497.74	GPHTXS1812SL	3.8	2000	1750	.945" Solid Left	Electric
\$635.29	GPHTXS1813S	3.5	2500	1450	.945" Solid Right	Electric

COMPLETE SEAL/PACKING KIT	VALVE KIT
GPK205	GPK123
GPK205	GPK123
GPK205	GPK123
GPK205	GPK123



HTS SERIES

\$730.46	GPHTS2215SR	5	2300	1200	.945" Solid Right	Electric
\$730.46	GPHTS2215SL	5	2300	1200	.945" Solid Left	Electric

GPK203	GPK201
GPK203	GPK201



HTCK SERIES

\$2,954.60	GPHTCK3623S	25	1300	1350	1.181" Solid Right	Electric
\$2,954.60	GPHTCK3623SL	25	1300	1350	1.181" Solid Left	Electric

GPK2032	GPK2030
GPK2032	GPK2030



TT SERIES 51 EBF

TT SERIES 51, EBF - ELECTRIC FLANGE - HOLLOW SHAFT						
PRICE	KR #	GPM	PSI	RPM	SHAFT	FLANGE
\$307.47	GPT9051EBF	2.11	1500	1750	5/8" Solid Right	Electric
\$307.47	GPT9051EBFL	2.11	1500	1750	5/8" Solid Left	Electric
\$310.73	GPTT9061EBF	2.11	1500	3400	5/8" Solid Right	Electric
\$310.73	GPTT9061EBFL	2.11	1500	3400	5/8" Solid Left	Electric
\$310.73	GPTT9071EBF	2.8	1500	3400	5/8" Solid Right	Electric
\$310.73	GPTT9071EBFL	2.8	1500	3400	5/8" Solid Left	Electric
\$310.73	GPTT2028EBF	2.8	2000	3400	5/8" Solid Right	Electric
\$310.73	GPTT2028EBFL	2.8	2000	3400	5/8" Solid Left	Electric
\$310.73	GPTT2035EBF	3.5	2000	3400	5/8" Solid Right	Electric
\$310.73	GPTT2035EBFL	3.5	2000	3400	5/8" Solid Left	Electric

*3 Required	
COMPLETE SEAL/PACKING KIT	VALVE KIT
GPK96	GPK01*
GPK96	GPK01*
GPK96	GPK01*
GPK96	GPK01*
GPK96	GPK01*
GPK96	GPK01*
GPK96	GPK01*
GPK96	GPK01*
GPK96	GPK01*
GPK96	GPK01*



TC SERIES 60

TC SERIES 60 - ELECTRIC FLANGE - HOLLOW SHAFT						
PRICE	KR #	GPM	PSI	RPM	SHAFT	FLANGE
\$300.75	GPTC1802E175	0.50	2200	1750	5/8" Hollow Right	Electric
\$300.75	GPTC1802E175L	0.50	2200	1750	5/8" Hollow Left	Electric
\$248.78	GPTC1507E345	3.0	2700	3400	5/8" Hollow Right	Electric

*3 Required	
COMPLETE SEAL/PACKING KIT	VALVE KIT
GPK227	GPK123*
GPK227	GPK123*
GPK226	GPK123*



EZ SERIES 44 E

EZ SERIES 44 E - ELECTRIC FLANGE - HOLLOW SHAFT						
PRICE	KR #	GPM	PSI	RPM	SHAFT	FLANGE
\$433.66	GPEZ2536E	3.6	2500	1750	1-1/8" Solid Right	Electric
\$433.66	GPEZ2536EL	3.6	2500	1750	1-1/8" Solid Left	Electric
\$433.66	GPEZ2542E	4.2	2500	1750	1-1/8" Solid Right	Electric
\$433.66	GPEZ2542EL	4.2	2500	1750	1-1/8" Solid Left	Electric
\$433.66	GPEZ2545E	4.6	2500	3400	1-1/8" Solid Right	Electric

*3 Required	
COMPLETE SEAL/PACKING KIT	VALVE KIT
GPK131	GPK123*
GPK131	GPK123*
GPK131	GPK123*
GPK131	GPK123*
GPK130	GPK123*



## GENERAL PUMP

### GENERAL PUMP PRESSURE WASH PUMPS

**TT SERIES 51 GBF  
GAS FLANGE**



TT SERIES 51, GBF - GAS FLANGE - HOLLOW SHAFT							COMPLETE SEAL/PACKING KIT	VALVE KIT
PRICE	KR #	GPM	PSI	RPM	SHAFT	FLANGE		
\$310.73	GPTT2028GBF	2.8	2000	3400	3/4" Right	Gas	GPK96	GPK01
\$310.73	GPTT2028GBFL	2.8	2000	3400	3/4" Left	Gas	GPK96	GPK01
\$310.73	GPTT2035GBF	3.5	2000	3400	3/4" Right	Gas	GPK96	GPK01
\$310.73	GPTT2035GBFL	3.5	2000	3400	3/4" Left	Gas	GPK96	GPK01

**TX SERIES "63"  
GAS FLANGE**



TP SERIES 51, J34 - GAS FLANGE - HOLLOW SHAFT							COMPLETE SEAL/PACKING KIT	VALVE KIT
PRICE	KR #	GPM	PSI	RPM	SHAFT	FLANGE		
\$289.64	GPTP2530J34	2.88	2500	3400	3/4" Hollow	Gas	GPK96	GPK123

TX SERIES "63" - GAS FLANGE - HOLLOW SHAFT							COMPLETE SEAL/PACKING KIT	VALVE KIT
PRICE	KR #	GPM	PSI	RPM	SHAFT	FLANGE		
\$339.75	GPTX1508G8	3.0	3000	3400	1" Hollow	Gas	GPK166	GPK123
\$339.75	GPTX1510G8	4.0	3000	3400	1" Hollow	Gas	GPK166	GPK123

**EZ SERIES 44 G  
GAS FLANGE**



EZ SERIES 44 G - GAS FLANGE - HOLLOW SHAFT							COMPLETE SEAL/PACKING KIT	VALVE KIT
PRICE	KR #	GPM	PSI	RPM	SHAFT	FLANGE		
\$433.65	GPEZ3030G34	3.0	3200	3400	1" Right	Gas	GPK130	GPK123
\$433.66	GPEZ3040G	4.0	3000	3400	1" Right	Gas	GPK130	GPK123
\$433.66	GPEZ3040GL	4.0	3000	3400	1" Left	Gas	GPK130	GPK123
\$433.66	GPEZ3045G	4.6	3000	3400	1" Right	Gas	GPK130	GPK123

**EZ SERIES 44  
GAS FLANGE**



EZ SERIES 44 - GAS FLANGE - HOLLOW SHAFT							COMPLETE SEAL/PACKING KIT	VALVE KIT
PRICE	KR #	GPM	PSI	RPM	SHAFT	FLANGE		
\$483.18	GPEZ4035G34	3.5	4000	3400	1" Right	Gas	GPK156	GPK123
\$331.22	GPEZ4040G	4.0	4000	3400	1" Right	Gas	GPK156	GPK123
\$331.22	GPEZ4040GL	4.0	4000	3400	1" Left	Gas	GPK156	GPK123

**TX SERIES 63 UI  
GAS FLANGE**



TX SERIES 63 UI - GAS FLANGE - HOLLOW SHAFT							COMPLETE SEAL/PACKING KIT	VALVE KIT
PRICE	KR #	GPM	PSI	RPM	SHAFT	FLANGE		
\$379.08	GPTX1508G8UIA	3.0	3500	3400	1" Hollow	Gas	GPK166	GPK123
\$379.08	GPTX1510G8UIA	4.0	3500	3400	1" Hollow Right	Gas	GPK166	GPK123

**T SERIES 50**



T SERIES 50 - SOLID SHAFT - WITH RAILS							COMPLETE SEAL/PACKING KIT	VALVE KIT
PRICE	KR #	GPM	PSI	RPM	SHAFT	FLANGE		
\$401.47	GPT991R	4.0	1100	1750	.945" Solid Right	Electric	GPK27	GPK01
\$314.49	GPT9951L	3.5	1500	1750	.945" Solid Left	Electric	GPK27	GPK01
\$403.28	GPT9971R	4.0	2000	1750	.945" Solid Right	Electric	GPK27	GPK01
\$403.28	GPT9971L	4.0	2000	1750	.945" Solid Left	Electric	GPK27	GPK01

**T-47 SERIES**



T SERIES 47 & 47 S - SOLID SHAFT - WITH RAILS							COMPLETE SEAL/PACKING KIT	VALVE KIT
PRICE	KR #	GPM	PSI	RPM	SHAFT	FLANGE		
\$516.26	GPT921R	5.0	1700	1050	.945" Solid Right	Electric	GPK29	GPK01
\$516.26	GPT921L	5.0	1700	1050	.945" Solid Left	Electric	GPK29	GPK01
\$531.66	GPT1321R	5.5	2100	1150	.945" Solid Right	Electric	GPK29	GPK01
\$531.60	GPT1321L	5.5	2100	1150	.945" Solid Left	Electric	GPK29	GPK01
\$624.70	GPT1621	5.0	2500	1050	.945" Solid Right	Electric	GPK29	GPK01
\$624.70	GPT1621L	5.0	2500	1050	.945" Solid Left	Electric	GPK29	GPK01

**T-47 S  
SERIES**



\$497.83	GPT1011R	4.5	2000	1125	.945" Right	Gas	GPK69 / GPK28*	GPK01
\$497.83	GPT1011L	4.5	2000	1125	.945" Left	Gas	GPK69 / GPK28*	GPK01
\$624.70	GPTS2011R	4.75	2300	1750	.945" Solid Right	Electric	GPK28*	GPK01
\$624.70	GPTS2011L	4.75	2300	1750	.945" Solid Left	Electric	GPK28*	GPK01
\$569.40	GPTS2021R	5.6	3500	1450	.945" Solid Right	Electric	GPK28*	GPK01
\$569.40	GPTS2021L	5.6	3500	1450	.945" Solid Left	Electric	GPK28*	GPK01
\$516.26	GPTS1331R	4.0	2000	1750	.945" Solid Right	Electric	GPK28*	GPK01
\$516.26	GPTS1331L	4.0	2000	1750	.945" Solid Left	Electric	GPK28*	GPK01
\$516.26	GPTS1011R	4.5	1500	1750	.945" Solid Right	Electric	GPK28*	GPK01
\$516.26	GPTS1011L	4.5	1500	1750	.945" Solid Left	Electric	GPK28*	GPK01
\$531.60	GPTS1321R	4.75	2100	1450	.945" Solid Right	Electric	GPK28*	GPK01
\$531.60	GPTS1321L	4.75	2100	1450	.945" Solid Left	Electric	GPK28*	GPK01
\$539.92	GPTS1811	4.5	3500	1450	.945" Solid Right	Electric	GPK28*	GPK01
\$539.92	GPTS1811L	4.5	3500	1450	.945" Solid Left	Electric	GPK28*	GPK01
\$842.08	GPT9281	4.0	4000	1750	.945" Solid Right	Electric	GPK112	GPK01
\$842.08	GPT9281L	4.0	4000	1750	.945" Solid Left	Electric	GPK112	GPK01
\$1,224.04	GPT5050	5.0	5000	1845	.945" Solid Right	Electric	GPK151	GPK150
\$1,224.04	GPT5050L	5.0	5000	1845	.945" Solid Left	Electric	GPK151	GPK150
\$655.12	GPT9211	4.2	3000	1750	.945" Solid Right	Electric	GPK28*	GPK01





## GENERAL PUMP PRESSURE WASH PUMPS

### GENERAL PUMP PRESSURE WASH PUMPS



TSS 47 SERIES

TSS 47 SERIES - SOLID SHAFT - WITH RAILS						
PRICE	KR #	GPM	PSI	RPM	SHAFT	FLANGE
\$545.34	GPTS1511	4	3500	1450	.945" Solid Right	Electric
\$545.34	GPTS1511L	4	3500	1450	.945" Solid Left	Electric
\$531.60	GPTSS1021	5.6	1700	1450	.945" Solid Right	Electric
\$531.60	GPTSS1021L	5.6	1700	1450	.945" Solid Left	Electric

COMPLETE SEAL/PACKING KIT	VALVE KIT
GPK28	GPK01
GPK28	GPK01
GPK28	GPK01
GPK28	GPK01



66 SERIES TSP

66 SERIES TSP - SOLID SHAFT - WITH RAILS						
PRICE	KR #	GPM	PSI	RPM	SHAFT	FLANGE
\$1,024.10	GPTSP1821	5.5	5100	1450	.945" Solid Right	Electric
\$1,117.06	GPTSP1621	4.3	6525	1450	.945" Solid Right	Electric
\$1,117.06	GPTSP1619	3.6	7250	1450	.945" Solid Right	Electric

COMPLETE SEAL/PACKING KIT	VALVE KIT
GPK176	GPK15066
GPK175	GPK15066
GPK175	GPK15066



66 SERIES TSF

66 SERIES TSF - SOLID SHAFT - WITH RAILS						
PRICE	KR #	GPM	PSI	RPM	SHAFT	FLANGE
\$1,015.51	GPTSF2221	10.2	3000	1750	.945" Solid Right	Electric
\$1,015.51	GPTSF2221L	10.2	3000	1750	.945" Solid Left	Electric
\$967.45	GPTSF2421	12	2500	1750	.945" Solid Right	Electric
\$967.45	GPTSF2421L	12	2500	1750	.945" Solid Left	Electric
\$846.31	GPTSF2019	7.6	4000	1750	.945" Dual	Electric
\$846.31	GPTSF2021	8.5	3600	1750	.945" Solid Left	Electric
\$846.31	GPTSF2021L	8.5	3600	1750	.945" Solid Right	Electric

COMPLETE SEAL/PACKING KIT	VALVE KIT
GPK173	GPK169
GPK173	GPK169
GPK182	GPK169
GPK182	GPK169
GPK171	GPK169
GPK171	GPK169
GPK171	GPK169



EZ SERIES 44 S

EZ SERIES 44 S - SOLID SHAFT - WITH RAILS						
PRICE	KR #	GPM	PSI	RPM	SHAFT	FLANGE
\$433.65	GPEZ2542S	4.2	2500	1750	.945" Solid Right	Electric
\$433.65	GPEZ2542SL	4.2	2500	1750	.945" Solid Left	Electric
\$433.65	GPEZ2536S	3.6	2500	1750	.945" Solid Right	Electric
\$433.66	GPEZ3040S	4.0	3000	3400	.945" Solid Right	Electric
\$433.66	GPEZ3040SL	4.0	3000	3400	.945" Solid Left	Electric
\$433.66	GPEZ3042S	4.2	3000	1750	.945" Solid Right	Electric
\$433.66	GPEZ3042SL	4.2	3000	1750	.945" Solid Left	Electric

COMPLETE SEAL/PACKING KIT	VALVE KIT
GPK131	GPK123
GPK131	GPK123
GPK131	GPK123
GPK130	GPK123
GPK130	GPK123
GPK131	GPK123
GPK131	GPK123



TC SERIES "60"

TC SERIES "60" - SOLID SHAFT - WITH RAILS						
PRICE	KR #	GPM	PSI	RPM	SHAFT	FLANGE
\$300.76	GPTC1511S17	2.1/2.6	2500	1450/1750	.945" Solid Right	Electric

COMPLETE SEAL/PACKING KIT	VALVE KIT
GPK226	GPK123



TX SERIES "63"

TX SERIES "63" - SOLID SHAFT - WITH RAILS						
PRICE	KR #	GPM	PSI	RPM	SHAFT	FLANGE
\$339.75	GPTX1512S17	2.6	3000	1750	.945" Solid Right	Electric
\$339.75	GPTX1812S17	3.8	2500	1750	.945" Solid Right	Electric
\$339.75	GPTX1813S17	4.1	2500	1750	.945" Solid Right	Electric
\$339.75	GPTX1813S17L	4.1	2500	1750	.945" Solid Left	Electric
\$339.75	GPTX1510S34	4.0	3000	3400	.945" Solid Right	Electric

COMPLETE SEAL/PACKING KIT	VALVE KIT
GPK166	GPK123
GPK167	GPK123
GPK167	GPK123
GPK167	GPK123
GPK166	GPK123



TT SERIES 51

TT SERIES 51 - SOLID SHAFT - WITHOUT RAILS						
PRICE	KR #	GPM	PSI	RPM	SHAFT	FLANGE
\$273.56	GPTT931	2.9	1500	2800	.945" Solid Right	Electric
\$273.56	GPTT931L	2.9	1500	2800	.945" Solid Left	Electric
\$304.07	GPTT9111	3.0	1500	1750	.945" Solid Right	Electric
\$304.07	GPTT9111L	3.0	1500	1750	.945" Solid Left	Electric
\$273.56	GPTT941	3.43	1500	2800	.945" Solid Right	Electric

COMPLETE SEAL/PACKING KIT	VALVE KIT
GPK96	GPK01
GPK96	GPK01
GPK140	GPK01
GPK140	GPK01
GPK96	GPK01



TT SERIES 69

T SERIES 69						
PRICE	KR #	GPM	PSI	RPM	SHAFT	FLANGE
\$1,111.19	GPTS1041	8.0	1600	1450	1.378" Solid Right	Electric
\$1,111.19	GPTS1041L	8.0	1600	1450	1.378" Solid Left	Electric
\$1,434.43	GPTS1531	7.92	2175	1450	1.378" Solid Right	Electric
\$1,434.43	GPTS1531L	7.92	2175	1450	1.378" Solid Left	Electric

COMPLETE SEAL/PACKING KIT	VALVE KIT
GPK82	GPK62
GPK82	GPK62
GPK82	GPK62
GPK82	GPK62



GPCW2040

GPCW1012

VEHICLE CLEANING						
PRICE	KR #	GPM	PSI	RPM	SHAFT	FLANGE
\$576.92	GPCW2040	5.0	3000	1250	.945" Solid Right	Electric
\$1,619.24	GPCW1012	12.0	1000	900	1.378" Solid Right	Electric
\$1,619.24	GPCW1012L	12.0	1000	900	1.378" Solid Left	Electric

COMPLETE SEAL/PACKING KIT	VALVE KIT
GPK9101A	GPK01
GPK967	GPK62
GPK967	GPK62





## GENERAL PUMP PRESSURE WASH PUMPS & PARTS

### PMREZ SERIES PUMPS - READY TO USE OUT OF BOX!

GENERAL PUMP



GPEZ4040G-PMR

PRICE	PART #	GPM	PSI	RPM	MAX. FLUID TEMP.	INLET	OUTLET	INCLUDES
\$362.29	GPTP2530H34-PMR	2.88	2500	3400	165° F	3/8-19 BSP-F	1/4-19 BSP-F	Gas Flange & Unloader
\$407.24	GPEZ4040G-PMR	4	4000	3400		1/2-14 BSPP-F	3/8-19 BSPP-F	
\$365.86	GPEP1313G8-PMR	4	4000	3400		1/2-14 BSPP-F	3/8-19 BSPP-F	
\$335.36	GPET1507G6-PMR	3.2	2610	3400		1/2-14 BSPP-F	3/8-19 BSPP-F	

**ENJOY THE CONVENIENCE OF THE NEW PUMP MADE READY LINE FROM GENERAL PUMP READY-TO-USE RIGHT OUT OF THE BOX TO SAVE YOU TIME!**

### GENERAL PUMP KITS & PARTS



GPZGR1000



GPP1000P



GPZF184



GPZG145TC



GPP50040409



GPP51040109



GPK01



GPK37



GPK03

PRICE	KR #	ITEM	DESCRIPTION
\$293.15	GPP1000	Gear Reducer	11-18 HP • 1" motor shaft • Fits 47, 47SS and 66 Series GP pumps
\$327.49	GPP1000P	Gear Reducer	18-24 HP • 1" motor shaft • Fits 47, 47SS and 66 Series GP pumps
\$380.12	GPZGR1000	Gear Reducer for Gas Engines	25 HP • 1" motor shaft • Fits 47 & 66 series GP pumps (1450 RPM versions)
\$272.26	GPZGR0750	RS99 Gear Reducer	5 HP • Fits 3/4" engine shafts • Fits T521, T531, T701, T711, T721, T731, T911, T981, T991, TS1371 GP pumps (1450 max RPM)
\$247.15	GPP0750	Gearbox	11-18 HP • 3/4" motor shaft

\$82.57	GPZF184	Flange	3-5 HP • For NEMA-C electric motor
---------	---------	--------	------------------------------------

\$33.52	GPZG56C	5/8" Coupler	5/8" x 24mm • For GP 56 hollow shaft pumps
\$33.52	GPZG145TC	7/8" Coupler	7/8" x 24mm flex coupler
\$33.52	GPZG184TC	1 1/8" Coupler	1 1/8" x 24mm flex coupler
\$99.64	GPZG202	1 3/8" Coupler	1 3/8" x 24 mm flex coupler

\$44.21	GPP52040009	15mm Piston	For TX1510G8, EZ3030G34, EZ3035G, EZ3040G, EZ3045G & EZ2545G
\$38.29	GPP51040009	15mm Piston	For TP2520J34, P2526J34, TP2530J34 TT9071 & TP2533J34 51
\$42.47	GPP60040009	15mm Piston	For TC1509S17 & TTC1511S17
\$80.41	GPP47040856	16mm Ceramic Piston	For T5050
\$48.84	GPP50040409	20mm Ceramic Piston	For T521 T531 T701 T711 T721 T731 T911 T9321 T9721 T9731 T9791 T981 T991 T9951 T9961 T9971 TS1371 TS1491
127.87	GPP47040409	20mm Ceramic Piston	For CW2040/3040
\$69.82	GPP66040009	20mm Ceramic Plstn	For TSF2019 & TSF2021
\$46.32	GPP44040109	Piston	For EZ Series Pump

\$33.78	GPP58040109	15mm Ceramic Plunger	For ES, ESN & EP series pumps
\$49.05	GPP51040109	18mm Ceramic Plunger	For T1209 & T1212
\$69.82	GPP66040309	18mm Ceramic Plunger	For TSP1819 & TSP1821
\$50.90	GPP47040509	22mm Ceramic Plunger	For HTS2215S
\$72.85	GPP66040109	22mm Ceramic Plunger	For TSF2219 & TSF2221

\$42.50	GPK01	Check Valve Kit	Contains 6 valves • For CW47, T, TT & TP51
\$54.85	GPK123	Check Valve Kit	For EZ, CPH, Emperor, TC, TH, TP, T, TT & TV
\$147.44	GPK169	Check Valve Kit	For HTF2018S, HTF2221S & HTF2421S Emperor

\$6.66	GPK02	Oil Seal Kit	Contains 3 seals • For CW47, Emperor, T47, TSF & TSP 66
\$25.04	GPK37	Oil Seal Kit	Contains 3 assemblies • For T series 69, Emperor & HTW3624S
\$17.75	GPK83	Oil Seal Kit	Contains 3 assemblies • For TC, 60, TT, TP, 51 & Emperor
\$18.61	GPK159	Oil Seal Kit	For TX, 63, Emperor
\$15.88	GPK271	Oil Seal Kit	Contains 3 rubber oil seals • For ES, ESN, EPS

\$15.88	GPK03	Crankshaft Oil Seal Kit	For CW47, Emperor, T47, TSF, & TSP 66
---------	-------	-------------------------	---------------------------------------



## GENERAL PUMP PARTS

### GENERAL PUMP KITS & PARTS



GPK04

PRICE	KR #	ITEM	DESCRIPTION
\$75.83	GPK04	Valve Cap Kit	Contains 6 valve caps & O-rings • For T & CW47
\$118.14	GPK05	Valve Cap Kit	Contains 6 valve caps & O-rings • For Emperor & T47
\$61.54	GPK84	Valve Cap Kit	-
\$134.48	GPK106	Valve Cap Kit	For T47 pumps
\$74.39	GPK124	Valve Cap Kit	For EZ44, TX



GPK201

\$199.78	GPK43	Valve Kit	Contains 6 valve assemblies • For W6, W8, W12, W15, W155, W159, T61, T77, T81, T88, T111, T121, T122, T144, T151, T177, T1551, T1591.
\$127.49	GPK62	Valve Kit	Contains 6 Valve Assemblies • For CW1012, T41, T1031
\$192.58	GPK15066	Valve Kit	For TSP66
\$192.58	GPK150	Valve Kit	For TSF, TSP66
\$83.95	GPK201	High Temp Valve Kit	Contains anti-extrusion ring, seal ring, valve seat, valve poppet, valve spring, valve guide, complete valve - 6 assemblies • For HTS2210S, HTS2215S Emperor
\$23.25	GPK06	Piston Bolt Assembly Kit	Contains 4 O-rings, 6 washer M14, 3 back up rings, 3 washers, 3 plunger screws • For CW47, Emperor, T-Series.



GPK44

\$18.35	GPK23	Piston Rod Oil Seal Kit	Contains 3 • For T4251, T61, T1551, T81
\$31.15	GPK44	Piston Rod Oil Seal Kit	Contains 3
\$20.77	GPK136	Piston Rod Oil Kit	For CPH, TH, TV, 57
\$48.32	GPK107	Piston Bolt Kit	-



GPK21

\$7.06	GPK06A	Plunger Kit Without Bolt	For T47, T49 & T50
\$11.38	GPK07	Head Ring Kit	Contains 3 head ring M20 • For T, CW, 47
\$8.56	GPK21	Head Ring Kit	-
\$8.02	GPK108	Head Ring Kit	-
\$5.91	GPK90	Head Ring Kit	#90 • For EZ44, T50
\$6.89	GPK155	13mm Head Ring Kit	For EZ44
\$8.22	GPK129	18mm Head Ring Kit	For EZ44
\$9.96	GPK11	22mm Head Ring	Contains 4



GPK10

\$19.11	GPK10	20mm Packing Retainer Kit	Contains 3 O-rings & packing retainers • For T47 & CW47
\$34.24	GPK125	Packing Retainer & O-Ring Kit	For EZ44
\$41.74	GPK275	13mm Packing Kit	Contains 3 head rings, 3 packing assemblies, 3 anti-extrusion rings, 3 intermediate rings, 3 (26.7mm x 1.78mm) o-rings, 3 seals, 3 support rings • For ES and EP
\$96.24	GPK109	16mm Packing Kit	-
\$33.32	GPK141	18mm Packing Kit	For TT, TP & 51
\$40.17	GPK19	20mm Packing Kit	For T721, T9711EBF, T9721B, T9721EBF, T9731B, T9731EBF, T9791, T991, T9951, T9971
\$64.44	GPK69	20mm Packing Kit	Contains 3 Kits • T1011, T2011, T9131, T9161, T9211, TS1011, TS1021, TS1041, TS1511, TS1531, TS1711, TS2011, TS2011, TS2021, TS821
\$116.29	GPK170	20mm Packing Kit	Contains 3 20mm low pressure seals, 3 20mm high pressure seals • For TSF66
\$51.84	GPK12	22mm Packing Kit	-
\$47.46	GPK88	Packing Kit	With inter pump rings
\$17.46	GPK97	Packing Kit	-
\$79.63	GPK148	Packing Kit	For T47, T48
\$66.33	GPK969	Packing Kit	For CW2040



GPK69

\$90.33	GPK112	16mm Packing Assembly Kit	Contains 1 O-ring, 1 brass packing retainer, 1 low pressure seal (16mm), 1 head ring, 1 brass intermediating, 1 restop ring, 1 Packing • For T 47
\$58.45	GPK131	18mm Packing Assembly Kit	For EZ44
\$31.12	GPK28	22mm Packing Assembly Kit	For T47 & T48
\$33.60	GPK29	22mm Packing Assembly Kit	Contains 20mm low pressure seal, head ring, packing retainer packing intermediate ring, restop ring, O-ring • For T47 & 48
\$135.47	GPK113	30mm Packing Assembly Kit	Short kit for T76, T77, CW69
\$91.92	GPK80	45mm Packing Assembly	For T61 & T81
\$45.14	GPK92	Packing Assembly Kit	-
\$87.39	GPK967	Packing Assembly Kit	-
\$12.21	GPK96	Packing Assembly Kit	For CW2040
\$23.10	GPK27	Packing Assembly Kit	Contains 1 packing, 1 intermediate ring, 1 head ring, 1 packing retainer, 1 o-ring, 1 low pressure seal • For T49 & T50
\$69.08	GPK127	Short Packing Assembly Kit	Contains 3 intermediate brass rings, 3 18mm packings, 3 18mm low pressure seals • For EZ44
\$38.90	GPK9101A	New Style Packing Assembly	Contains 1 (1.364mm x .070mm) o-ring, 1 low pressure packing retainer, 1 high pressure packing seal, 1 intermediate ring, 1 M20 ring head, 1 restop ring, 1 20mm low pressure seal • For CW2040, CW3040



GPK113



## GENERAL PUMP PARTS

### GENERAL PUMP KITS & PARTS

PRICE	KR #	ITEM	DESCRIPTION
<b>\$92.94</b>	<b>GPK137</b>	Unloader Kit	-
<b>\$21.75</b>	<b>GPK140</b>	18mm Cylinder Packing & Retainer Kit	Contains 1 18mm head ring, 1 18mm packing, 1 brass packing retainer, 1 o-ring & 1 18mm o-ring • For TT, TP & 51
<b>\$87.30</b>	<b>GPK151</b>	Long Packing Kit	-
<b>\$69.35</b>	<b>GPK153</b>	Short Packing Kit	-
<b>\$68.73</b>	<b>GPK156</b>	Seal Kit With Brass Retainer	For EZ44
<b>\$47.91</b>	<b>GPK130</b>	Seal Kit With Brass Retainer	For EZ44
<b>\$81.84</b>	<b>GPK160</b>	15mm Seal Packing Kit	For TX63
<b>\$81.84</b>	<b>GPK161</b>	18mm Seal Packing Kit	For TX63
<b>\$142.05</b>	<b>GPK180</b>	18mm Seal Packing Kit	For TSP1819, TSP182 & 66
<b>\$44.44</b>	<b>GPK08</b>	20mm Seal Packing Kit	-
<b>\$249.39</b>	<b>GPK202</b>	22mm Seal Packing Kit	For T47, HTS Emperor
<b>\$258.28</b>	<b>GPK220</b>	20mm Seal Packing Kit	-
<b>\$38.00</b>	<b>GPK226</b>	15mm Seal Packing Kit With Brass Retainer	Contains 1 15mm low pressure seal (GP 60080070) , 1 (.989x0.90) o-ring, 1 15mm low pressure seal (GP 90260800), 1 15mm brass intermediate ring, 1 15mm high pressure seal, 1 15mm head ring • For TC60
<b>\$50.74</b>	<b>GPK166</b>	15mm Seal Packing Kit With Brass Retainer	Contains 1 15mm brass seal retainer, 1 o-ring, 1 15mm low pressure seal, 1 15mm brass intermediate ring, 1 15mm packing assembly • For TX63
<b>\$50.74</b>	<b>GPK167</b>	18mm Seal Packing Kit With Brass Retainer	Contains 1 18mm brass seal retainer, 1 O-Ring, 1 18mm low pressure seal, 1 18mm brass intermediate ring, 1 18mm packing assembly • For TX63
<b>\$85.70</b>	<b>GPK171</b>	20mm Seal Packing Kit With Brass Retainer	Contains 1 20mm brass seal retainer, 1 (34.65x1.78) o-ring, 1 20mm low pressure seal, 1 20mm intermediate ring, 1 20mm high pressure seal • for TSF2019, TSF2021, 66
<b>\$85.70</b>	<b>GPK173</b>	22mm Seal Packing Kit With Brass Retainer	Contains 1 22mm brass seal retainer, 1 (34.65x1.78) o-ring, 1 22mm low pressure seal, 1 22mm brass intermediate ring, 1 22mm high pressure seal • For TSF66, TSF2219, TSF2221
<b>\$85.70</b>	<b>GPK182</b>	24mm Seal Packing Kit with Brass Retainer	For TSF2421, 66
<b>\$127.19</b>	<b>GPK174</b>	16mm Seal Kit	For TSP66, TSP1619, TSP1621
<b>\$101.33</b>	<b>GPK181</b>	24mm Low & High Pressure Seals Kit	For TSF2421, 66
<b>\$49.05</b>	<b>GPK196</b>	15mm Low & High Pressure Seals Kit	For TC60
<b>\$219.88</b>	<b>GPK204</b>	18mm Low & High Pressure Seals Kit	For TX63, HTS Emperor
<b>\$98.66</b>	<b>GPK205</b>	18mm High Temperature Seal Assembly Kit	-
<b>\$45.03</b>	<b>GPK269</b>	Inlet/Outlet Check Valve Kit	Contains 3 valve assemblies & 3 outlet valves • For ES, ESN, EP
<b>\$5.32</b>	<b>GPP2100614</b>	1/4" Thermal Relief Valve	Pump Thermal Protector - Relief Temp: 145°F
<b>\$5.32</b>	<b>GPP2100612</b>	1/2" Thermal Relief Valve	Pump Thermal Protector - Relief Temp: 145°F
<b>\$4.74</b>	<b>GPP2100638</b>	3/8" Thermal Relief Valve	Pump Thermal Protector - Relief Temp: 145°F
<b>\$85.72</b>	<b>KRK2201</b>	Repair kit for EZ3040G	Contains 1 (K88) seal kit, 1 (K123) valve kit, 1 (100216) 16 oz. General Pumps oil, 1 pair (36H993) coated nitrile gloves (large)
<b>\$135.17</b>	<b>KRK2202</b>	Repair kit for EZ4040G	Contains 1 (K153) seal kit, 1 (K123) valve kit, 1 (100216) 16 oz. General Pumps oil, 1 pair (36H993) coated nitrile gloves (large)
<b>\$101.14</b>	<b>KRK2203</b>	Repair kit for TS1511 & TS2021	Contains 1 (K69) packing kit, 1 (K01) valve kit, 3 (100216) 16 oz. General Pumps oil, 1 pair (36H993) coated nitrile gloves (large)
<b>\$123.75</b>	<b>KRK2204</b>	Repair kit for TS1511 & TS2021	Contains 3 (K28) packing kit, 1 (K01) valve kit, 3 (100216) 16 oz. General Pumps oil, 1 (36H993) coated nitrile gloves (large)

**GPK137**



**GPK153**



**GPK220**



**GPK226**



**GPK173**



**GPK181**



**GPP2100612**



**KRK2204**





# PUMPS



## UDOR PUMPS

New!



UDPND3020S

PRICE	KR #	GPM	PSI	RPM	CRANK SHAFT
\$308.20	UDPND3020S	3.0	2030	1750	Solid
\$332.60	UDPND3020Z	3.0	2030	1750	Hollow
\$332.60	UDPNL3020T	3.0	2030	3400	Hollow
\$332.60	UDPNL2020Z	2.0	2030	3400	Hollow

OIL SEAL KIT	VALVE KIT
UD606107	UD606101
UD606107	UD606101
UD606107	UD606101
UD606107	UD606101



UDBC1520S

\$399.35	UDBC1520S	4.0	2900	1450	Solid
\$417.01	UDBC1820S	4.9	2900	1450	Solid

UD606128	UD606102
UD606128	UD606102



UDBD4030S

\$399.35	UDBD4030S	4.1	2900	1750	Solid
\$441.15	UDBD4030U	4.1	2900	1750	Hollow
\$559.67	UDBD40L	4.1	2900	1750	-

UD6061B2	UD606102
UD6061B2	UD606102
UD6061B2	UD606102



UDBK1530S

\$458.85	UDBD5030U	5.0	2900	1750	Hollow
----------	-----------	-----	------	------	--------

UD606128	UD606102
----------	----------



UDBK5036S

\$473.93	UDBK1530S	4.0	4350	1450	Solid
\$492.27	UDBK1825S	4.9	3625	1450	Solid
\$500.78	UDBK2125S	5.5	3625	1450	Solid
\$491.63	UDBK5036S	4.8	3650	1750	Solid

UD606128	UD606130
UD606128	UD606130
UD606128	UD606130
UD606128	UD606130



UDCK4220S

PRICE	KR #	GPM	PSI	RPM	SHAFT
\$545.18	UDBKD4044S	4.0	4350	1750	Solid
\$481.09	UDBKL4044W	4.0	4350	3400	Hollow

OIL SEAL KIT	VALVE KIT
UD6061B2	UD606130
UD6061B2	UD606130



UDCK3820S

\$964.11	UDCK3820S	10.0	3000	1450	Solid
\$964.11	UDCK3820SL	10.0	3000	1450	Solid
\$902.29	UDCK4220S	11.6	2900	1450	Solid

UD606112	UD606103
UD606112	UD606103
UD606112	UD606103

New!



### Triple Diaphragm Pumps

PRICE	KR #	GPM	PSI	RPM	CONFIG.
\$1,148.17	UDZ40P	10.5	-	540	Universal VA Drive Face
\$1,447.36	UDZ40PGR	10.5	300	540	Gear Reduction for 3/4" Shaft Gas Engine, 4-6.5 HP
\$1,306.76	UDZ85P	22.0	300	550	Universal VA Drive Face
\$1,521.46	UDZ85PGR5	22.0	300	540	Gear Reduction for 3/4" Shaft Gas Engine, 4-6.5 HP

DIAPHRAGM KIT	COMPLETE KIT
UD606297	UD870060-CK
UD606297	UD870060-CK
UD606297	UD870060-CK
UD606297	UD870060-CK

New!



### 06-UBI22 MONO-BLOCK UNLOADER

UDOR

- GPM: 5
- PSI: 3000
- INLET: 1/2" Female
- OUTLET: 3/8" Male

\$102.98	UDUBI22	M Series with Injector
----------	---------	------------------------

New!



### CASE ROD OIL SEAL

UDOR

\$12.75	UD000743
---------	----------



## PRESSURE WASH PUMP PARTS & KITS



### SOFT WASH TRIGGER VALVE

UDOR



PRICE	KR #	GPM	PSI	IN/OUTLET	BYPASS
<b>\$42.29</b>	<b>UD2919037</b>	18.0	700	1/2" FNPT	1/2" FNPT
<b>\$36.33</b>	<b>UD15000313</b>	18.0	400	1/2" FNPT	1/2" FNPT



### UDOR PRESSURE WASH PUMPS

UDOR



SOLID SHAFT					
PRICE	KR #	GPM	PSI	RPM	POWER REQUIREMENTS
<b>\$396.43</b>	<b>UDMC1320S</b>	3.5	3000	1450	7 HP Electric Motor
<b>\$396.43</b>	<b>UDMC1520S</b>	4.0	3000	1450	7.5 HP Electric Motor

### UDOR PISTON PUMP KITS & PARTS

UDOR



UD04KITUD7

PRICE	KR #	ITEM	DESCRIPTION
<b>\$73.30</b>	<b>UD04KITUD7</b>	15mm Seal Kit	For P, PKL, M & MKL Series Pumps
<b>\$80.28</b>	<b>UD04KITUD10</b>	22mm Seal Kit	For G Series pumps with 22mm plungers
<b>\$82.79</b>	<b>UD04KITUD11</b>	Seal Kit	For UD11
<b>\$75.78</b>	<b>UD04KITUD12</b>	Seal Kit	For UD112
<b>\$63.99</b>	<b>UD04KITUD28</b>	Seal Kit	For MD4.0
<b>\$80.21</b>	<b>UD04KITUD19</b>	28mm Brass Kit	-
<b>\$60.70</b>	<b>UD04KITUD29</b>	18mm Brass Kit	-
<b>\$63.42</b>	<b>UD04KITUD1</b>	1" Valve Kit	-
<b>\$182.46</b>	<b>UD3</b>	Valve Kit	For G Series Pumps
<b>\$75.11</b>	<b>UD04KITUD30</b>	Valve Kit	For MK Series Pumps
<b>\$67.62</b>	<b>UD120534</b>	28mm Plunger	-
<b>\$50.24</b>	<b>UD04KIT6</b>	Plunger Kit	-



### HYPRO DUPLEX & TRIPLEX PUMP KITS & PARTS

PENTAIR HYPRO



<b>\$201.20</b>	<b>HYPGS40GI</b>	9910-GS40GI Control Unit	For Models: 9910-D30 and 9910-D50 • 21 GPM, 580 PSI Unit includes: (1) Adjustable High Pressure Relief Valve, (1) Bypass Lever - Complete, (2) 1/2" HB Outlets, Individual Shut-Offs, (1) 2/4" HB Bypass
-----------------	------------------	--------------------------	---

### HYPRO PISTON PUMP KITS & PARTS

PENTAIR HYPRO



<b>\$65.05</b>	<b>HYP34300209</b>	3430-0209 NI-Resist Sleeve Assembly
----------------	--------------------	-------------------------------------



### R8600134 HIGH-CAPACITY VERSIJET SERIES NYLON PUMP

6 GPM/12V/70PSI/3.5C

FLOJET



<b>\$254.98</b>	<b>FP8600134</b>
-----------------	------------------



### FLINT & WALLING MULTI-STAGE BOOSTER PUMP

3/4 HP, 1 PHASE,  
120/240 VAC

FLINT & WALLING

<b>\$770.53</b>	<b>FWPB0516A071</b>
-----------------	---------------------

## MOTORS



MBCL1408TM

### SINGLE PHASE RIGID BASE MOTORS

BALDOR



FEATURES: • Ball bearing design • Enclosed ODP • 200°C copper windings • UL & CSA recognized component approval

PRICE	KR #	HP	VOLTAGE	RPM
<b>\$1,354.25</b>	MBCL1408TM	3	115/230V	1725
<b>\$1,530.36</b>	MBCL1410TM	5	230V	1725



### SINGLE PHASE RIGID BASE, C-FACE TOTALLY ENCLOSED FAN COOLED MOTOR

BALDOR



FEATURES: • Locked drive end bearing • Heavy gauge steel frame • Pressure cast aluminum end plates with ribbed design

PRICE	KR #	HP	VOLTAGE	RPM
<b>\$1,907.61</b>	MBCL3612TM	5	230V	1725



### 3 PHASE RIGID BASE, TOTALLY ENCLOSED FAN COOLED MOTOR

BALDOR



FEATURES: • Locked drive end bearing • Heavy gauge steel frame • Pressure cast aluminum end plates with ribbed design

PRICE	KR #	HP	VOLTAGE	RPM
<b>\$1,095.10</b>	MBCEM3615T	5	208-230/460V	1750



### 230V MOTORS

MARATHON



PRICE	KR #	HP	VOLTAGE	RPM
<b>\$1,459.61</b>	MWD17031-184	6	230V	1800
<b>\$1,214.05</b>	MWD17031-215	7.5	230V	1735
<b>\$1,378.43</b>	MWD17029-215	10	230V	1800

## PULLEYS & BUSHINGS

### SINGLE GROOVE PULLEY SHEAVES

REPLACEMENT PARTS

BUSHING SOLD SEPARATELY

PRICE	KR #	DESCRIPTION
<b>\$32.94</b>	PL0110	3.55 O.D.
<b>\$33.24</b>	PL0120	3.95 O.D.
<b>\$33.94</b>	PL0122	4.25 O.D.
<b>\$34.84</b>	PL0123	4.45 O.D.

PRICE	KR #	DESCRIPTION
<b>\$36.26</b>	PL0126	4.95 O.D.
<b>\$37.10</b>	PL0127	5.25 O.D.
<b>\$45.64</b>	PL0132	6.75 O.D.
<b>\$51.44</b>	PL0135	7.75 O.D.



PL0120



PL0135



PL0132



PL0150



PL0190



PL0140

### DOUBLE GROOVE PULLEY SHEAVES

REPLACEMENT PARTS

BUSHING SOLD SEPARATELY

PRICE	KR #	DESCRIPTION
<b>\$50.86</b>	PL0140	3.35 O.D.
<b>\$52.20</b>	PL0150	3.75 O.D.
<b>\$52.66</b>	PL0155	3.95 O.D.
<b>\$48.68</b>	PL0160	4.25 O.D.
<b>\$59.64</b>	PL0165	4.45 O.D.

PRICE	KR #	DESCRIPTION
<b>\$60.66</b>	PL0170	4.75 O.D.
<b>\$62.24</b>	PL0174	4.95 O.D.
<b>\$82.56</b>	PL0190	6.75 O.D.
<b>\$96.04</b>	PL0195	7.75 O.D.
<b>\$97.66</b>	PL0197	8.75 O.D.



PU01056



GPPBH35



PL0015

### H-BUSHINGS

REPLACEMENT PARTS

PRICE	KR #	DESCRIPTION
<b>\$13.06</b>	PU01056	22mm
<b>\$13.06</b>	PU30059	30mm
<b>\$13.06</b>	GPPBH35	35mm
<b>\$13.09</b>	PL0012	5/8"
<b>\$13.06</b>	PL0010	3/4"

PRICE	KR #	DESCRIPTION
<b>\$13.08</b>	PL0015	7/8"
<b>\$13.06</b>	PL0020	1"
<b>\$13.06</b>	PL0025	1-1/8"
<b>\$13.06</b>	PL0030	1-3/8"

## FUEL SUPPLIES



### SMART-FILL GAS CANS

GARAGE BOSS

- For use with gas-powered equipment for efficient refueling
- Ergonomic design
- Smart-Fill spout facilitates easier refueling
- Dust cap protects contents

**\$35.76** PWP8002 5 Gallon Poly Can

Be sure to visit our wholesale pressure washing chemicals page for soaps, cleaners, and pump winterizing formulas that will keep equipment in great shape year round. Don't forget important personal protective equipment like boot covers, aprons, goggles, and face shields, too!

## SPILL SUPPLIES



### UNIVERSAL SPILL KIT

SPILL KITS

#### KIT INCLUDES:

- 10 Pads (15" x 19")
- 2 Disposal Bags w/ Ties
- 3 Sorbent socks (3" x 4")
- 1 pair of nitrile gloves

#### SPECIFICATIONS:

- Kit has a 5 gallon capacity
- Comes in a handy clear poly bag with zipper for convenient storage

**\$46.75** SKBU

### SORBENT SOCKS

SPILL KITS

#### SPECIFICATIONS:

- DIMENSIONS: 3" x 48"

#### ADDITIONAL INFORMATION:

- Absorb acids, bases, oil and water

PRICE	PART #	QTY	CAPACITY
<b>\$29.41</b>	<b>SKBU00</b>	10 Case	1/2 Gal.
<b>\$104.25</b>	<b>SKBU01</b>	30 Case	1 Gal.

### SORBENT PADS

SPILL KITS

#### SPECIFICATIONS:

- DIMENSIONS: 15" x 19"
- CAPACITY: 27 Gallons

#### ADDITIONAL INFORMATION:

- Double weight, gray
- 100 sorbent pads per case

**\$126.50** SKBU02

### DRUM TOPPER PADS

SPILL KITS

#### SPECIFICATIONS:

- DIMENSIONS: Pre-cut to fit a 55 gallon drum

#### ADDITIONAL INFORMATION:

- For use on universal spills
- Keeps drum storage area looking neat and clean
- Absorbs leaks and rips on contact
- Can be wrung out and incinerated after use to reduce waste. It absorbs oils and fuels without absorbing water and will not shed or leave fibers behind.
- Pre-cut pump hole so it can quickly suck up spills

**\$54.35** SKBU46



## PRESSURE WASH CHEMICALS



### PRESSURE WASHING CHEMICALS

SIMONIZ

NAME	5 GAL.	55 GAL.	DESCRIPTION	DILUTION
<b>ALUM BRITE</b>	<b>PA5510*</b>	<b>DR55518*</b>	A powerful blend of strong acids and surfactants made for cleaning of stained and maturated aluminum surfaces. This is an etching type of cleaner and is to be used for the periodic cleaning of aluminum trailer bodies and similar surfaces. It is not recommended for highly polished surfaces.	Heavy Loads - 1:10 Light Loads - 1:20
<b>FORMULA 8000</b>	<b>PA5283</b>	<b>DR55508</b>	An extra heavy-duty caustic liquid for heavy soil removal. One of the strongest liquid pressure and stream cleaning compounds. Special inhibitors allow it to be used to brighten certain aluminum surfaces.	General Purpose 1:60 Low Pressure 1:30
<b>SUPER KLEEN</b>	<b>PA5287</b>	<b>DR55287</b>	A concentrated, "oil splitting" formulation for pressure cleaning in a water reclamation environment. It contains a unique detergent system that allows oils to rapidly "split off" from the cleaning solution.	General 1:40 Heavy-duty 1:20
<b>SC-100</b>	<b>BX5425 50 lb. Box</b>	<b>P01425 100 lb. Drum</b>	A heavy-duty, non-caustic alkaline detergent that contains special inhibitors to stop rust. Removes carbon, heavy grease and oily soils. Ideal for cleaning aluminum motor blocks, heads, castings, crank shafts and similar objects. Does not contain chromium salt or chlorinated solvents.	2-4 oz per gallon
<b>SC-100 WITH D-LIMONENE</b>	<b>BX5165 50 lb. Box</b>	<b>P01165 100 lb. Drum</b>	A heavy duty, non-caustic alkaline detergent. Contains special inhibitors to stop rusting, removes carbon, heavy grease and oily soils. Ideal for cleaning aluminum motor blocks, heads, castings, crank shafts and similar objects. Does not contain chromium salts or chlorinated solvent. Contains naturally occurring d-limonene solvent for added cleaning and degreasing.	2-8 oz per gallon
<b>SC-200</b>	<b>BX5500 - 50 lb. Box</b>		Highly caustic powdered cleaner is perfect for use on greasy equipment and parts like those found at auto body shops and garages. It will strip paint and should not be used on aluminum, magnesium or other highly polished metals.	Slowly mix 2-8 oz. per gallon of water
<b>SC-260</b>	<b>BX5430*</b>	<b>P01430* 100 lb. Drum</b>	Our strongest spray cabinet stationary parts washer cleaner that removes oil, grease, carbon and sludge from motor blocks, engine parts, etc. It will strip paint and cannot be used on aluminum, magnesium or other highly polished metals.	2-8 oz per gallon
<b>SHOP BOSS</b>	<b>PA5523</b>	<b>DR55523</b>	Non-hazardous, non-butyl concentrated cleaner and degreaser for many different cleaning and degreasing operations.	Heavy Duty - 1:10 Medium Duty - 1:20 Light Duty - 1:64
<b>SOLID GOLD</b>	<b>PA5512</b>	<b>DR55517</b>	A highly concentrated degreaser blend of d-limonene solvent and non-ionic surfactants. It is the ideal way to remove grease and oil, adhesives and rubber tire marks from most chemically resistant surfaces, especially concrete floors. It also removes carpet and upholstery stains. Can be applied manually or through automatic scrubbers. This is a biodegradable solvent made from orange peels.	General - 1:50 Industrial - As is
<b>TRUE</b>	<b>PA5501</b>	<b>DR55503</b>	An all-purpose, free rinsing pressure wash liquid that gives outstanding results in cold water. It is ideal for cutting through film build up on trucks, equipment, mobile homes and in degreasing operations.	1:60
<b>Z-100</b>	<b>PA5526</b>	<b>DR55526</b>	A concentrated slightly caustic, butyl, heavy-duty degreaser and pressure wash detergent.	Heavy Duty - 1:20 Light Duty - 1:60
<b>969</b>	<b>PA5515*</b>	<b>DR55515*</b>	An extra heavy-duty caustic liquid for heavy soil removal from steel, concrete masonry and similar inert surfaces. It is the strongest of our liquid pressure and stream cleaning compounds.	2-4 oz/gallon 1:10 for soak cleaning

\* HAZARDOUS MATERIAL







## PRESSURE WASH CHEMICALS

### PRESSURE WASHING KITS

SIMONIZ



NAME	PART #	DESCRIPTION	DILUTION
<b>BIG RIG KIT</b>	<b>P01140</b>	A heavy duty pressure washing detergent, slightly caustic and free rinsing. Kit contains (1) 5 gallon Big Rig Liquid, 40 lb. of Big Rig Powder. Both parts mixed together yield (1) 55 gallon of concentrated cleaner.	Medium Soil - 1:64 Light Soil - 1:128
<b>B-1 KIT</b>	<b>P01150*</b>	A low foaming all-purpose butyl cleaner and degreaser. Kit contains (1) 5 gallon B-1 Liquid, 40 lb. B-1 Powder. Both parts mixed together yield (1) 55 gallon of concentrated cleaner.	Heavy Cleaning - 1:3-5 Light Cleaning - 1:40
<b>C-1 KIT</b>	<b>P01154</b>	A heavy duty, slightly caustic non-butyl cleaner and degreaser. Kit contains (1) 5 gallon C-1 Liquid, 40 lb. C-1 Powder. Both parts mixed together yield (1) 55 gallon of concentrated cleaner.	As Is.
<b>T-1 KIT</b>	<b>P01158</b>	A heavy-duty concentrated truck wash and general purpose pressure wash cleaner and degreaser. Kit contains 5 gallons of liquid and 26 lbs of powder. Both parts mixed together yield (1) 55 gallon of concentrated cleaner.	As Is
<b>SUPERPOWER WASH KIT</b>	<b>P01175*</b>	30 pounds powder + 5 gallons liquid + water = 55 Gallons product. Very cost effective drum kit for touch free automatics. High sudsing, high pH detergent.	20-60:1

### ALL PURPOSE CLEANERS

SIMONIZ

NAME	5 GAL.	55 GAL.	DESCRIPTION	DILUTION
<b>BLUE BUTYL</b>	<b>PA5504</b>	<b>DR55504</b>	A concentrated all-purpose butyl cleaner and degreaser for all types of equipment. Versatile enough to be used in a spray bottle for general cleaning and heavy-duty degreasing and cleaning through a pressure washer.	All Purpose - 1:30 Floors, Asphalt - 1:20 Alum., Marble - 1:10 Batteries, Concrete - 1:3
<b>CRUSH PLUS</b>	<b>PA5247</b>	<b>DR55273</b>	A concentrated all-purpose cleaner and degreaser based on d-limonene. It has equal cleaning properties to most petroleum-based solvents. Safer for employees to handle than petroleum based solvents.	Heavy Duty - 1:4 Carpet Spotting - 1:10 Medium Duty - 1:64 Light Duty - 1:128
<b>PINE KLEEN</b>	<b>PA5548</b>	<b>DR55548</b>	A mildly concentrated, low foaming pine-scented cleaner. Recommended for heavy duty soil removal, light degreasing and all-purpose cleaning.	Spot Cleaning - 1:1 Heavy Duty - 1:10 Medium - 1:25 General - 1:40
<b>TRU BLUE LIQUID CLEANER</b>	<b>PA5549</b>	<b>DR55549</b>	A non-butyl surfactant-based degreaser and all-purpose cleaner. Environmentally safe.	Heavy Duty - 1:20 Medium Duty - 1:30 Light - 1:50

### LIQUID VEHICLE CLEANERS

SIMONIZ CHEMICALS

NAME	5 GAL.	30 GAL.	55 GAL.	DESCRIPTION	DILUTION
<b>AUTO FOAM WASH &amp; WAX</b>	-	-	<b>DR55261</b>	A high foaming economical vehicle wash and wax. Leaves vehicle with added shine and appearance.	1:150
<b>BIG RIG TRUCK CLEANER *</b>	<b>PA5545</b>	<b>DR30545</b>	<b>DR55545</b>	A heavy-duty truck wash cleaner. This slightly caustic and free-rinsing pressure wash liquid is ideal for cutting through film build-up on trucks, diesel smoke, equipment, and in degreasing operations.	Heavy Duty - 1:25 Medium Duty - 1:64 Light Duty - 1:128
<b>FILM FYTER</b>	<b>PA5201</b>	-	<b>DR55200</b>	An outstanding all-purpose concentrated, medium foaming non-butyl based cleaner and degreaser. Great for removing road film, dirt and grease from a wide variety of vehicles and surfaces.	Light cleaning - 1:60 Medium cleaning - 1:40 Heavy cleaning - 1:25
<b>TORNADO</b>	<b>PA5217</b>	-	<b>DR55217</b>	A moderate caustic liquid detergent for steam and pressure cleaning. Completely soluble in water in all proportions. This special formulation resists hard water scale build up.	General cleaning - 1:60 Soaking cleaning - 1:10
<b>TRUE</b>	<b>PA5501</b>	-	<b>DR55503</b>	An all-purpose, free rinsing pressure wash liquid that gives outstanding results in cold water. It is ideal for cutting through film build up on trucks, equipment, mobile homes and in degreasing operations	1:60
<b>WASH N' SHINE</b>	<b>PA5262</b>	<b>DR30255</b>	<b>DR55255</b>	A high-foaming vehicle washing detergent with excellent wetting and loosening action. It leaves the vehicle with a high "like new" shine. Mechanical washing - direct feed or pre-dilute so final dilution is approximately 1 oz./gallon.	Hand brush washing - 1/2 oz./gallon water
<b>PRESSURE POLY GLAZE</b>	<b>PAS5013</b>	-	<b>DRS55053</b>	A cherry-scented spray polish that is made to be applied under high pressure. It contains a high level of polymer silicones along with a water beading agent.	1:150 - 1:200



## PRESSURE WASH CHEMICALS

### POWDER VEHICLE CLEANERS

SIMONIZ CHEMICALS

NAME	50 LBS.	DESCRIPTION	DILUTION
<b>SUPER TRUCK &amp; BUS WASH</b>	<b>BX5200</b>	Clean heavy-duty dirt, grease, and grime off of vehicles. This powdered formula can also be used for cleaning and de-greasing trash cans, dumpsters, kitchens, and nearly any hard surface you can rinse. Mix with water, spray and rinse. High-alkaline formula	Pre-mixed- 0.75 lbs powder to 1 gallon of water General use- 2 oz. powder to 1 gallon of water Heavy-duty use- 12 oz. powder to 1 gallon water Hand washing use- 2 - 4 oz. powder to 1 gallon water

### DEGREASERS

NAME	5 GAL.	30 GAL.	55 GAL.	DESCRIPTION	DILUTION
<b>ENGINE KLEEN</b>	<b>PA5532</b>	-	<b>DR55532</b>	A blend of organic solvents and emulsifiers that quickly loosens and emulsifies oily soils and may be rinsed off with water	Engines- RTU or Dilute with 5-6 Parts Kerosene Light duty- 10% dilution with water
<b>FORMULA 8000</b>	<b>PA5283</b>	-	<b>DR55508</b>	An extra heavy-duty caustic liquid for heavy soil removal. One of our strongest liquid pressure and stream cleaning compounds. Special inhibitors allow it to be used to brighten certain aluminum surfaces.	General Purpose Cleaning- 1:60 Low Pressure Cleaning- 1:30
<b>SHOP BOSS</b>	<b>PA5523</b>	-	<b>DR55523</b>	Non-hazardous, non-butyl concentrated cleaner and degreaser for many different cleaning and degreasing operations.	Light duty- 1:64 Medium duty - 1:20 Heavy duty - 1:10
<b>SOLID GOLD</b>	<b>PA5512</b>	-	<b>DR55517</b>	A highly concentrated degreaser blend of D-LIMONENE solvent and non-ionic surfactants. It is the ideal way to remove grease, oil, adhesives, and rubber tire marks from most chemically resistant surfaces, especially concrete floors. It also removes carpet and upholstery stains. Can be applied manually or through automatic scrubbers. This is a biodegradable solvent made from orange peels.	General cleaning - 1:50 Industrial cleaning - RTU
<b>SYN SOLV 140</b>	<b>PA5290</b>	<b>DR30265</b>		A clean blend of solvent and emulsifiers to loosen greasy, oily dirt in parts washer tanks. Can be used as a presoak in steaming operations. Rinses easily, and will not attack paint.	RTU
<b>TAR SOLVE</b>	<b>PA5506</b>	-	-	Tar Solve is a tough, fast acting solvent that removes tar, Bunker C and asphalt from trucks, autos, equipment, tools, etc. For spot treatment only.	RTU
<b>Z-100</b>	<b>PA5526</b>	-	<b>DR55526</b>	A concentrated slightly caustic, butyl, heavy-duty degreaser and pressure wash detergent.	Light duty - 1:60 Heavy duty - 1:20
<b>969</b>	<b>PA5515</b>	-	<b>DR55515</b>	An extra heavy-duty caustic liquid for heavy soil removal from steel, concrete masonry and similar inert surfaces. It is the strongest of our liquid pressure and steam cleaning compounds.	Pressure wash - 2-4 oz./gal. General Purpose - 1:60

### ACID CLEANERS



NAME	5 GAL.	55 GAL.	DESCRIPTION	DILUTION
<b>ALUM BRITE *</b>	<b>PA5510</b>	<b>DR55518</b>	A powerful blend of strong acids and surfactants made for cleaning stained and matured aluminum surfaces. This is an etching type of cleaner and is to be used for the periodic cleaning of aluminum trailer bodies and similar surfaces. It is not recommended for highly polished surfaces.	Heavy Loads - 1:10 Light Loads - 1:20
<b>CONCRETE CLEANER &amp; ETCH*</b>	<b>PA5546</b>	<b>DR55546</b>	A highly concentrated fuming cleaner for removing concrete scale. This is a carefully formulated product containing special inhibitors to minimize the corrosion effect on steel. Contains a carefully selected wetting agent and penetrant to give maximum activity and a full strength muriatic acid to give lowest cleaning cost.	For Concrete Mixers - 1:30 For Tool Cleaning - 1:5 - 1:10
<b>SUPER ALUM BRITE*</b>	<b>PA5212</b>	<b>DR55212</b>	A more powerful version of Alum Brite. Blend of strong acids and surfactants made for cleaning stained and matured aluminum surfaces. This is an etching type of cleaner and is intended for the periodic cleaning of aluminum trailer bodies and similar surfaces. It is not recommended for highly polished surfaces.	Heavy Loads - 1:20 Light Loads - 1:40
<b>MAGNA BRITE*</b>	<b>PA5543</b>	<b>DR55543</b>	Strong liquid, low pH rim cleaner containing hydrofluoric acid. Used to clean and brighten wheels and hubs. Should only be applied to cool, wet wheels.	
<b>LIQUID ACID CLEANER*</b>	<b>PA5560</b>	<b>DR55561</b>	A phosphoric acid based concentrated cleaner, descaler and brightener. Non-fuming removes hard water stains, soap scum, etc. USDA approved.	General Cleaning - 1:20 Heavy-Duty - 1:10

### SPECIALTY PRODUCTS

NAME	1 GAL.	5 GAL.	55 GAL.	DESCRIPTION	DILUTION
<b>ASPHALT RELEASE</b>	-	<b>A0190005</b>	-	A specially formulated detergent for use as a lubricant on asphalt slides and asphalt truckbeds. A modern day replacement of traditional solvent lubricants.	1:6 - (22 oz./gallon)



## PRESSURE WASH CHEMICALS

### BLUE CLEAN DETERGENTS

AR NORTH AMERICA CHEMICALS




NAME	KR #	SIZE	DESCRIPTION	DILUTION
<b>UNIVERSAL DETERGENT</b>	<b>AR40616</b>	<b>1 LITER</b>	Perfect for use with Blue Clean and S-Line units! Use on fiberglass, polished aluminum, and other pressure-washable surfaces. Simply add to your pressure washer using a 15:1 dilution ratio and spray on to the surface following a bottom-to-top pattern. 90% Biodegradable.	15:1
<b>AUTOMOBILE &amp; RV DETERGENT</b>	<b>AR40613</b>	<b>1 LITER</b>	Environmentally friendly and easy to use - simply hook it up to your existing AR North America Blue Clean pressure washer and let the detergent do the work. It is safe for use with all Blue Clean washers. Removes grease and grime.	10:1
<b>MOTORCYCLE DETERGENT</b>	<b>AR40614</b>	<b>1 LITER</b>	Highly concentrated for effective de-greasing. Easily flows into tight corners, won't strip wax, and is safe for use on both the fiberglass and polished aluminum parts of a bike. Unique formula leaves behind specialized waxes to deliver a streak-free shine that repels dirt.	10:1

### DETERGENTS

BE PRESSURE CHEMICALS



NAME	KR #	SIZE	DESCRIPTION	DILUTION
<b>HOUSE &amp; SIDING</b>	<b>PW85490051</b>	<b>1 GAL.</b>	Ideal for cleaning the exteriors of residential houses and buildings with siding, removes dirt, mold, and mildew. When properly diluted the solution will not damage pumps or seals on pressure washing machines. Biodegradable formula will not harm plants, bushes, trees, and other landscaping.	1:20
<b>DECK &amp; FENCE</b>	<b>PW85490052</b>	<b>1 GAL.</b>	Ideal for cleaning decks and fences. Removes dirt, bird waste, tree sap, mildew, mold, and stains. When properly diluted, the solution will not damage pumps or seals on pressure washing machines.	1:20
<b>HEAVY DUTY</b>	<b>PW85490053</b>	<b>1 GAL.</b>	Removes heavy dirt and grease on nearly any hard surface. Great for power washing farm buildings and vehicles, construction equipment, garages, and other areas that get extremely grimy. When properly diluted, the solution will not damage pumps or seals on pressure washing machines. **Due to the extra strength nature of this product, it is recommended that you test this product in a small, inconspicuous area to see how it reacts to the surface you're cleaning.	1:20





# TOWELS



## CHOOSING THE RIGHT TOWELS FOR YOUR COMPANY

### CUSTOM PRINTED TOWELS PROMOTING YOUR BRAND!

Now available with smaller minimum order quantities.

Artwork and custom design services are **FREE**. For more information, call 1-800-233-3873.



Towel Color	Image & Text Colors	Your Cost Per Towel				
		600 EA	1,200 EA	1,800 EA	2,400 EA*	6,000 EA*
Royal Blue	Black Only	\$1.10	\$1.00	\$1.00	\$1.00	\$0.95
Sky Blue	Multi- Color	\$1.10	\$1.00	\$1.00	\$1.00	\$0.95
Yellow	Multi- Color	\$1.10	\$1.00	\$1.00	\$1.00	\$0.95
Orange	Multi- Color	\$1.10	\$1.00	\$1.00	\$1.00	\$0.95
Custom Pastel Colors	Multi- Color	N/A	N/A	N/A	N/A	\$0.95
Custom Dark Colors	Black Only	N/A	N/A	N/A	N/A	\$0.95

\*FREE Towel Labels available on orders of 2,400 or more towels



### MICROFIBER CLEANING TOWELS

Low-cost wiping cloths. Less than 29¢ each!



#### Pop-Up Microfiber Towels

Dispenser Boxes - portable and affordable!

Kleen-Rite Part Number	Towel Color	Towel Size	Towel Weight	Towels Per Box	Cost Per Box	Free Shipping Full Pallet*
DJMF1150-BK	Blue	12" x 12"	180 GSM	50	\$14.25	256 Boxes \$3,648.00
DJMF1150-G	Green	12" x 12"	180 GSM	50	\$14.25	256 Boxes \$3,648.00
DJMF1150-R	Red	12" x 12"	180 GSM	50	\$14.25	256 Boxes \$3,648.00
DJMF1150-W	White	12" x 12"	180 GSM	50	\$14.25	256 Boxes \$3,648.00
DJMF1150-Y	Yellow	12" x 12"	180 GSM	50	\$14.25	256 Boxes \$3,648.00
DJMF1150-BK	Black	12" x 12"	180 GSM	50	\$14.25	256 Boxes \$3,648.00

Minimum order is one box

\* In the lower 48



### PRIME EMULSIFIER MICROFIBER TOWEL CLEANER

TOWELS BY DOCTOR JOE



Prime Emulsifier is a gentle cleanser that not only removes oils and dirt from your microfiber towels, but improves their absorbency, too! When used regularly, Dr. Joe's formula opens the pores in towel fibers, allowing more water retention during use, and allowing the release of dirt, oil, and grease during wash cycles. Prime Emulsifier is safe for use on all fibers, including cotton towels, and will not affect the pH of wastewater. Enjoy clean, soft, and absorbent towels! Regular laundry soaps and chemicals are not formulated to professionally clean and revitalize microfiber fabric.

- Sold in 5 gallon pails or 55 gallon drums
- Will not affect pH of wastewater
- Safe for all fabrics including microfiber and cotton
- Formulated to remove dirt, oil, wax, and grease from split microfibers

PRIME EMULSIFIER - REGULAR		
DILUTION RATIO: 2 OUNCES/WASH LOAD		
\$99.62	DJMF02-5	5 Gallon
\$792.41	DJMF02-55	55 Gallon*


PRIME EMULSIFIER - PREMIUM		
DILUTION RATIO: 1.5 OUNCES/WASH LOAD		
\$135.41	DJMF03-5	5 Gallon
\$1,208.08	DJMF03-55	55 Gallon*

\* 55 GALLON DRUMS ARE DROP SHIP ONLY





## GLASS TOWELS - MICROFIBER



### ULTRA-32 WAFFLE WEAVE MICROFIBER TOWELS

TOWELS BY DOCTOR JOE

These 400 GSM towels are classified as waffle-weave glass cleaning towels, because of their superior ability to remove heavy smoke, sticky handprints, and so much more off glass. The towels also work well as body towels. The small pouches scoop up water and hold it firmly within the towel. If the waffle wave becomes your towel of choice always remember to color code. Use different colors for the windshield and for drying the car's body.

- Sold 12 per case
- Microfiber material
- Great for color-coding use at your business
- Each towel measures 16" x 24"
- Great for glass cleaning, drying, and wax removal
- Absorbs up to 7x its weight in water

<b>\$31.02</b>	<b>DJMF3200-R</b>	Red
<b>\$31.02</b>	<b>DJMF3200-DG</b>	Green
<b>\$31.02</b>	<b>DJMF3200-BL</b>	Blue



### ULTRA-36 WAFFLE WEAVE TOWELS

TOWELS BY DOCTOR JOE

These 400 GSM towels are classified as waffle-weave glass cleaning towels, because of their superior ability to remove grime and more from glass. The small pouches scoop up water and hold it firmly within the towel. Use different colors for the glass and for drying the car's body. Great for color coding. Holds up to 7 times its weight in water!

- Sold 12 per case
- Heavyweight microfiber, waffle weave material
- Each towel measures 16" x 16"
- Great for glass cleaning, body drying and wax removal

<b>\$16.50</b>	<b>DJMF3600-G</b>	Grass Green
<b>\$16.50</b>	<b>DJMF3600-BL</b>	Blue
<b>\$16.50</b>	<b>DJMF3600-R</b>	Red/Pink



### SPECIAL DUAL SURFACE GLASS TOWEL

TOWELS BY DOCTOR JOE

Special dual-surface 270 GSM glass towel. Side one has small, raised ridges used to "scrape" off donut icing, smoke, handprints, etc. Side two is a smooth micro-mesh that totally removes pesky smears and white streaks. Ultra-51 is the perfect glass towel!

- Sold 12 per case
- Streak-free cleaning
- Each towel measures 16" x 16"
- Wicks away moisture and leaves no lint behind

<b>\$12.00</b>	<b>DJMF5100-GLD</b>	Gold
----------------	---------------------	------



DJMF4200-BK



DJMF4500-DO-50

## Low Cost Microfiber Towels

Available in nine vibrant colors

Kleen-Rite Express	Towel Color**	Towel Size	Towel Weight	Towels Per Pkg	Bracket Pricing		Free Shipping For Full Pallet*
					1-11 Pkg	12 (+) Pkg	
DJMF4100-BK-50	Black	12" x 12"	300 GSM	50	<b>\$15.50</b>	<b>\$14.50</b>	480 Pkg <b>\$6,960.00</b>
DJMF4200-BK-50	Black	16" x 16"	280 GSM	50	<b>\$19.00</b>	<b>\$19.00</b>	288 Pkg <b>\$5,472.00</b>
DJMF4500-BK-50	Black	16" x 16"	300 GSM	50	<b>\$19.50</b>	<b>\$19.50</b>	288 Pkg <b>\$5,616.00</b>
DJMF4500-BL-50	Sky Blue	16" x 16"	300 GSM	50	<b>\$24.00</b>	<b>\$26.00</b>	288 Pkg <b>\$7,488.00</b>
DJMF4500-DG-50	Dark Green	16" x 16"	300 GSM	50	<b>\$24.00</b>	<b>\$26.00</b>	288 Pkg <b>\$7,488.00</b>
DJMF4500-DO-50	Dark Orange	16" x 16"	300 GSM	50	<b>\$24.00</b>	<b>\$26.00</b>	288 Pkg <b>\$7,488.00</b>
DJMF4500-G-50	Medium Green	16" x 16"	300 GSM	50	<b>\$24.00</b>	<b>\$26.00</b>	288 Pkg <b>\$7,488.00</b>
DJMF4500-P-50	Dark Purple	16" x 16"	300 GSM	50	<b>\$24.00</b>	<b>\$26.00</b>	288 Pkg <b>\$7,488.00</b>
DJMF4500-R-50	Red	16" x 16"	300 GSM	50	<b>\$24.00</b>	<b>\$26.00</b>	288 Pkg <b>\$7,488.00</b>
DJMF4500-RBL-50	Royal Blue	16" x 16"	300 GSM	50	<b>\$24.00</b>	<b>\$26.00</b>	288 Pkg <b>\$7,488.00</b>
DJMF4500-Y-50	Yellow	16" x 16"	300 GSM	50	<b>\$24.00</b>	<b>\$26.00</b>	288 Pkg <b>\$7,488.00</b>

\*\*Ask about getting Custom Towel Labels on pallet orders for **FREE!**  
Minimum order is one package

\*In the lower 48

# TOWELS



## COTTON TOWELS - WIPING AND CLEANING



### BLUE CLEANING TOWELS

TOWELS BY DOCTOR JOE



Each courtesy towel features a lightweight cotton construction. Use these towels whenever you need a hardworking, 100% cotton product to regularly wipe off hands, pick up quick messes, and more. These towels are a great choice for around-the-shop use at car washes, detail businesses, garages, gyms, tanning salons, food service, bar mop, and janitorial use. Simply wash and dry this towel before use to fluff it up!

- Sold 24 per case
- Each towel measures 16" x 19"
- Approximately 34 oz./dozen
- Lightweight - 100% cottons

**\$18.70** DJT1683-BL



### UTILITY TOWELS WITH COLORED CENTER STRIPE

TOWELS BY DOCTOR JOE



White terry towels with colored center stripe for color coding by use. They are an excellent, economical choice for a courtesy towel at health clubs, tanning salons detail cleaning, gyms, bars, janitorial and more. Wash and dry these towels without fabric softener prior to first use.

- Sold 12 per case
- Each towel measures 16" x 19"
- 32 oz./dozen
- Made from 100% cotton

<b>\$8.75</b>	<b>DJT1680-WBL</b>	Blue Stripe
<b>\$8.75</b>	<b>DJT1680-WGD</b>	Gold Stripe
<b>\$8.75</b>	<b>DJT1680-WGN</b>	Green Stripe



### WHITE UTILITY TOWEL

TOWELS BY DOCTOR JOE



Each white utility towel features a lightweight cotton construction. Use these towels whenever you need a hardworking, 100% cotton product to regularly wipe off hands, pick up quick messes, and more. These towels are a great choice for around-the-shop use at car washes, detail businesses, garages, and more. Also for use as a courtesy towel, gym towel, tanning towel, food service, bar mop and janitorial tool.

- Sold 12 per case
- Each towel measures 16" x 19"
- 100% cotton
- Lightweight for utility applications
- 28 oz./dozen
- Wash and dry prior to first use - do not use fabric softener

**\$7.25** DJT1681-WHT



### ECONOMY CLEANING TOWEL

TOWELS BY DOCTOR JOE



Slightly irregular white terry cleaning towels. Fully hemmed edges prevent unravelling when washing. The most popular choice for general car cleaning – door jams, wheels, trunk well, all areas that collect oily grime and dirt. Towels are compressed to reduce shipping cost. Wash and machine dry to fluff.

- Sold in cases of 25 lb
- Each towel measures 16" x 19"
- Approximately 170 towels per case
- Medium weight- 100% cotton

**\$88.00** DJT1685-W



### ASSORTED COLOR TOWEL REMNANTS

TOWELS BY DOCTOR JOE



When you need a lot of polishing hand towels, but do not need specific colors, this assortment of various towels is a great, economical choice! Applications: heavy wiping and cleaning, detailing, housekeeping, and polishing. Wash and machine dry these towels prior to their first use, no fabric softener.

**Because this product is sold by weight, actual number of towels per case will vary.**

- Sold by weight - see options below
- Hand towel size, approximately 16" x 26"
- Medium weight, 100% cotton
- Absorbent – good choice for all cleaning purposes

<b>\$55.77</b>	<b>DJT3200-25</b>	25 lb. Pack	Approx. 105 towels per case
<b>\$22.31</b>	<b>DJT3200-10</b>	10 lb. Pack	Approx. 42 towels per case



## GLASS TOWELS - MICROFIBER




### OVERSIZED MEDICAL GRADE SURGICAL TOWELS

TOWELS BY DOCTOR JOE

This surgical towel is made from 100% long-staple cotton. It meets FDA requirements for medical, dental, and veterinary uses. Can also be used as wiping rags, food service rags, bar towels, window cleaners, and wiping products for housekeeping applications. Made with non-toxic colorfast dye and an absorbent-style weave.

- Each towel measures 18" x 30"
- 2.4 lb/dozen
- Extreme lint-free properties

<b>\$14.25</b>	<b>DJS5000-CB-6</b>	Ceil Blue	6 Pack
<b>\$14.25</b>	<b>DJS5000-JG-6</b>	Jade Green	6 Pack



### PRE-WASHED SURGICAL TOWELS

TOWELS BY DOCTOR JOE



This smooth non-terry towel is made from 100% cotton. It is lint-free, colorfast, and very absorbent. The long-staple fine-fiber yarn provides the durable characteristics that makes this towel a best seller! Perfect for car washes, housekeeping, lint-free wiping, glass-tinting and glass cleaning. The very same lint-free wiping cloths used during surgery now available for commercial use.

- Sold 12 per case
- 1.6 lb
- Available in 7 colors for color coding
- Each towel measures 16" x 24"
- Autoclavable cotton material
- Laundered to ensure instant absorbency on first use

<b>\$11.06</b>	<b>DJS1600-BL</b>	Blue	<b>\$11.06</b>	<b>DJS1600-P</b>	Pink
<b>\$11.06</b>	<b>DJS1600-G</b>	Green	<b>\$11.06</b>	<b>DJS1600-W</b>	White
<b>\$11.06</b>	<b>DJS1600-LG</b>	Light Green	<b>\$11.06</b>	<b>DJS1600-Y</b>	Yellow
<b>\$11.06</b>	<b>DJS1600-O</b>	Orange			



### LAUNDERED SURGICAL HUCK TOWEL

TOWELS BY DOCTOR JOE



These cloths are excellent for cleaning glass, drying, and general cleaning. Though previously used, these cloths have been perfectly washed, sterilized, and recycled. They are laid flat in handy bundles of 10 each, 10 bundles per case (100 total). These surgical huck towels are made of 100% pure cotton and are lint-free.

- Sold 100 per case
- 1.6 lb/dozen
- Each towel measures 16" x 25"
- Washed and sterilized

<b>\$61.97</b>	<b>DJS1150-BL</b>
----------------	-------------------



### BLUE FOLDED SURGICAL TOWEL

TOWELS BY DOCTOR JOE



These 100% cotton surgical towels are packed fan-folded and dog-eared. They are lint-free and absorbent. Excellent choice for lint-free wiping, cleaning glass, drying, detailing, and vending at self-serve car washes! Imported from China.

- Sold 100 per carton - 50 pieces per poly bag
- 1.7 lb/dozen
- Each towel measures 16" x 24"
- Fan-folded and dog-eared - ready for lint-free wiping


<b>\$55.00</b>	<b>DJS1700-BL</b>
----------------	-------------------



## TOWEL TIP

**Q:** Why do surgical towels make good glass towels?

**A:** Surgical Huck towels are the same types of cloth used in the medical field for cleaning and wiping. They are required to be lint-free, durable, and absorbent. These are the same necessary characteristics of good glass towels.





# SAFETY ITEMS



## 7 MIL NITRILE TIGER GRIP GLOVES

- 100 gloves per box
- Raised texture surface for superior grip
- Powder-free and latex-free
- Hi-Vis Orange color

<b>\$20.75</b>	<b>GLOVE400M</b>	Medium
<b>\$20.75</b>	<b>GLOVE400L</b>	Large
<b>\$20.75</b>	<b>GLOVE400XL</b>	Extra Large



## 6 MIL NITRILE GREASE BULLY GLOVES

- 100 gloves per box
- 50% stronger than standard nitrile
- Superior grip - textured finger
- Latex & powder free

<b>\$16.99</b>	<b>GLOVE410M</b>	Medium
<b>\$16.99</b>	<b>GLOVE410L</b>	Large
<b>\$16.99</b>	<b>GLOVE410XL</b>	Extra Large



## 8 MIL CHEMICAL RESISTANT GLOVES

- Sold by the pair
- Green, chlorinated finish - resists chemicals including aromatic and petroleum solvents

<b>\$4.20</b>	<b>GLOVE300M</b>	Medium
<b>\$4.20</b>	<b>GLOVE300XL</b>	Extra Large



## 15 MIL CHEMICAL RESISTANT GLOVES

- Sold by the pair
- Green, rough chlorinated finish - resists chemicals including aromatic and petroleum solvents

<b>\$4.82</b>	<b>GLOVE310M</b>	Medium
<b>\$4.82</b>	<b>GLOVE310L</b>	Large
<b>\$4.82</b>	<b>GLOVE310XL</b>	Extra Large



## 4 MIL POWDERED NITRILE GLOVES

- 100 gloves per box
- Latex-free
- Ambidextrous

<b>\$13.50</b>	<b>GLOVES-MN</b>	Medium
<b>\$7.98</b>	<b>GLOVES-LN</b>	Large
<b>\$7.98</b>	<b>GLOVES-XXL</b>	Extra Large



## HEAD GEAR WITH .060 POLY FACE SHIELD SAFETY ITEMS

- Impact-resistant polycarbonate shield
- Curved design
- Push and turn ratchet-sizing adjustment
- Large spark deflector
- Meets ANSI Z87.1 Standard

**\$17.31** SFT3050



## MEMPHIS NITRILE COATED GLOVES

- Sold by the pair
- Gray on black with knit cuff and nitrile coverage on palm and fingers

<b>\$5.40</b>	<b>GLOVE200M</b>	Medium
<b>\$5.40</b>	<b>GLOVE200L</b>	Large
<b>\$5.40</b>	<b>GLOVE200XL</b>	Extra Large



## CONDOR NITRILE COATED GLOVES

- Sold by the pair
- Gray/black with knit cuff and nitrile foam coverage dots on palm

<b>\$12.46</b>	<b>GLOVE220M</b>	Medium
<b>\$12.46</b>	<b>GLOVE220L</b>	Large
<b>\$12.46</b>	<b>GLOVE220XL</b>	Extra Large



## COTTON JERSEY GLOVES

- Sold by the pair
- Knit cuff
- Brown
- Unlined

<b>\$0.99</b>	<b>GLOVE100L</b>	Large	8 oz.
<b>\$2.84</b>	<b>GLOVE110L</b>	Large	10 oz.



## TRAFFIC CONES SAFETY ITEMS

- 28" Tall

<b>\$22.55</b>	<b>SFT2000</b>	Solid
<b>\$21.11</b>	<b>SFT2000-R</b>	Reflective Tape



## EARPLUGS SAFETY ITEMS

<b>\$31.95</b>	<b>SFT1000</b>	Standard	200/Box
<b>\$30.28</b>	<b>SFT1000-C</b>	Corded	100/Box



## 27 DECIBEL RATING EAR MUFFS SAFETY ITEMS

- For use in light industrial applications
- Electrically insulated wire headband
- Lightweight design (220g)

**\$11.95** SFT1150



## CHEMICAL SPLASH SAFETY GLASSES SAFETY ITEMS

- Impact-resistant polycarbonate lens with 99.9% UV Protection
- Flexible PVC construction
- Meets current ANSI Z87.1 Standard

**\$3.99** SFT3025



## SAFETY GLASSES SAFETY ITEMS

- Sold in 12 packs, clear or shaded
- High-impact, scratch-resistant lens
- 99.9% UV Protection
- Meets Current ANSI Z87.1 • Meets CSA Z94.3-07

<b>\$21.19</b>	<b>SFT3000</b>	Clear
<b>\$21.19</b>	<b>SFT3000-S</b>	Shaded

## A

Adjustable Duct Cleaner.....	46
Adjustable Injector.....	41, 43
Adjustable Roof Cleaner.....	26
Alum Brite.....	104, 106
Aluminum Extension Wand.....	33
Aluminum Hose Reel.....	62
Aluminum Lances.....	33, 34
Aluminum Telescoping Wand.....	38
AR North America	
Blue Clean	
Detergents.....	107
Extensions & Lances.....	33
Pressure Washers.....	8
Brass Plugs.....	63
Deck Broom.....	39
Guns.....	73
Hose.....	59
Pumps.....	88
Pump Kits & Parts.....	88
Safety Valve.....	76
Sandblasting Kit.....	32
Turbo Nozzle.....	48
Unloaders.....	74,76
Assemblies - Hose.....	59

## B

Balanced Relief Valve.....	79
Balanced Unloader.....	79
Baldor Motors.....	102
Ball Valves.....	22-23
Banjo.....	22
BE Pressure	
Chemicals.....	107
Chemical Injectors.....	43
Electric Pressure Washers	
Cold Water.....	9
Detergents.....	107
Gas Pressure Washers	
Cold Water.....	16-17
Gutter Cleaner.....	39
High Pressure Hose.....	56, 59
Steel Plugs.....	63
Surface Cleaners.....	24

Telescoping Wand.....	37
Water Broom.....	31
Wet Sandblasting Kit.....	32
Blue Clean	
Detergents.....	107
Extensions & Lances.....	33
Pressure Washers.....	8, 10
Brass	
Ball Bearings.....	85
Chemical Injectors.....	43
Couplers.....	63
Hose Reel Swivel.....	83
Karcher Type Fittings.....	66
Plugs.....	63
Quick Connects.....	63
Steam Nozzles.....	65
Swivels.....	85
Brushes	
AR North America.....	39
Suttner.....	40
Universal.....	40
Bushings.....	102
<b>C</b>	
Cable Ties.....	62
Cap Wrench.....	44
Carbide Seal Kits.....	87
Cat Pumps	
Guns.....	70
Pumps.....	91-92
Regulators & Unloaders.....	
.....	77
Repair Kits & Parts.....	5, 93
Check Valves.....	68
Chemical Injectors	
BE Pressure.....	43
General Pump.....	43
Pressure Pro.....	43
X-Jet.....	42
Chemicals	
AR North America.....	107
BE Pressure.....	107
Simoniz.....	104, 106
Chrome Plated Lances.....	34

Clamps - Hose.....	18, 22, 62
Comet Pumps.....	89
Cotton Towels.....	110

## D

Deck Broom.....	39
Dema	
Strainers.....	68
Disconnects.....	66
Double Lance Wand.....	37
Drain Cleaning Nozzle.....	65
Drum Pumps.....	44
Drum Topper Pads.....	103
Drum Wrench.....	44
Duct Cleaner (Adjustable).....	46
DYCI Series Swivels.....	87
DYG Series Swivels.....	87
DYF Series Swivels.....	87
DYT Series Swivels.....	87

## E

Ear Muffs.....	112
Ear Plugs.....	112
Electric Motors	
Baldor.....	102
Marathon.....	102
Everflo Pumps.....	20-21
Extension Poles.....	33
Eye Protection.....	112

## F

Filters	
Chemical.....	65
Inlet.....	65
Inline High-Pressure.....	65
Fittings	
Brass.....	66
Garden Hose.....	4, 64-65
Hose.....	4, 63-64
Quick Connect.....	63
Twist Connects.....	66
Fixed Injector.....	41, 43, 75
Flint-Walling.....	101
Floating Surface Cleaner.....	25

FloJet.....	101
Flo-King Spigot .....	44
Fluid Control	
Foot Valve Strainer .....	68
Foamers.....	45-46
Foot Valves .....	68
Fuel Supplies.....	103

## G

Garden Hose Adapter Kits.....	4, 64
Garden Hose Fittings .....	64
Garden Hose Fitting With Screen ....	64
Gas Cans .....	103
Gauges.....	82
General Pump	
Chemical Filters .....	64
Chemical Injectors.....	43
Couplers .....	63
Drain Cleaning Nozzle .....	65
Fittings (Brass).....	66
Foamers .....	44
Foot Valve.....	68
Garden Hose Fittings.....	64
Giraffe Line Fiberglass .....	36
Guns .....	73
Gutter Cleaning Assembly..	39
Hose Reels .....	61-62
Hose Reel Carts.....	62
Inlet Filters .....	65
Kits.....	5, 99
Lances .....	34
Plug Coupler.....	66
Pressure Cleaners .....	11
Pumps.....	94-97
Pump Kits & Parts...5,	97-99
Quick Connects.....	63
Quick Connect Nozzles.....	67
Rotating Nozzles .....	48
Sandblasters.....	32
Soap Shooters .....	41
Spray Tips.....	67
Steam Nozzle .....	65
Surface Cleaners.....	30
Surface Cleaner Parts.....	30
Telescoping Wand.....	38
Telescoping Wand Belt.....	38
Unloaders .....	80-82

Wands & Accessories.....	34
Water Broom .....	31
Giant	
Guns .....	70
Pumps.....	90
Pump Parts & Kits .....	90
Turbo Nozzle.....	51
Unloaders .....	79
Giraffe Line Fiberglass Extension Pole	
.....	36
Glass Cleaning Towels .....	109
Gloves .....	112
Grafitti Remover .....	28
Guns	
AR North America .....	73
Cat Pumps.....	70
Giant .....	70
General Pump .....	73
JE Adams .....	70
Kleen-Rite.....	69
Mecline .....	70
MTM Hydro .....	70
Suttner.....	19, 71-72
Udor .....	19
Soft Wash .....	19

Gun Kits.....	4, 69
Gutter Cleaner Assemblies.....	39
Gymatic Unloaders.....	75

## H

Hamel	
Wands.....	35-36
Hand Held Pressure Washers ....	10-11
Hand Pump	
New Zealand .....	44
Hand Sprayers.....	46
Headgear .....	112
Hose	
1/4".....	56
3/8".....	57-59
AR North America .....	59
BE Pressure.....	56, 59
Continental.....	56-57
Hot Clean .....	58
Hot/Cold High Pressure .....	59
Hydra-Flex.....	59
KobraJet .....	57

MTM Hydro .....	56-57
ProPulse.....	56, 58
Sewer .....	59
Softwash.....	18
Suttner.....	59
ToughCover.....	56, 58

Hose Assemblies	
Hot Clean.....	59
Uberflex .....	56
WireBraid.....	57
Hose Clamps .....	18, 62
Hose Kits .....	4, 59
Hose Reels.....	60-62
Hose Reel Carts .....	62
Hot Box Water Heater .....	6
Hot Water Pressure Washers	
Electric.....	6
Gas.....	12
Hydro Systems	
Foamer .....	45
Foot Valve .....	68
Hypro Pumps/Parts .....	101

## I

Industrial Sand Blasters .....	32
Inlet Filters.....	65
Inline Filters.....	65
Inline Swivels.....	85
Injectors - Adjustable .....	41, 43, 74-75
Injectors - Fixed .....	41, 43

## J

J.E. Adams	
Guns.....	70
Swivels .....	83, 85
Jetter Conversion Kits.....	39
JROD.....	52

## K

Karcher Fittings.....	66
Kleen-Rite	
Guns.....	69
Gun Kit.....	69
Swivels .....	83
Unloaders .....	79
KobraJet Hose .....	57



# L

Lances	
Aluminum Lances .....	34
Blue Clean .....	33
Chrome Plated.....	34
Dual/Double.....	37
Galvanized .....	34, 36
Giraffe Line.....	36
Quick Connect.....	34
Stainless Steel .....	33-34
Telescoping.....	36-37
Low Pressure Chemical Injectors....	43
Long Range Detergent Foamers.....	45

# M

Master Manufacturing	
Sprayers .....	46
Microfiber Towels .....	109
Mosmatic	
Carbide Seal Kit.....	87
Surface Cleaners .....	25-28
Swivels.....	83-85, 87
Undercarriage Cleaners .....	29
Motors (Electric)	
Baldor .....	102
Marathon.....	102
MTM Hydro	
Ball Valves .....	74
Guns .....	67
Foamers.....	45
Hose.....	56, 57
Hose Reel .....	61
HydroJet Turbo Nozzle .....	50
Jetter Genie .....	39
KobraJet .....	57
Telescoping Wands.....	38
Telescoping Wand Belt.....	38

# N

NPT Hose Kit .....	4, 59
Nitrile Gloves .....	112
Nozzles	
Adjustable.....	47-48
Drain Cleaning .....	65
Heavy Duty .....	48
Meg.....	53-55

Nozzle Holder .....	51-52
Nozzle Repair Kits.....	49
Quick Connects.....	67
Rollover Nozzle.....	47
Steam Nozzle .....	65
Turbo .....	49-50

# O

O-Ring Sockets & Couplers .....	66
---------------------------------	----

# P

Pail Openers .....	44
Pail System- X-Jet.....	42
Powdered Chemicals	
Simoniz.....	106
Power Washers.....	6-17
Pressure Gauges.....	82
Pressure Pro	
Chemical Injectors .....	43
Gauges.....	82
Lances.....	33
Pressure Washers .....	6-8, 11-13
Pressure Regulators & Unloaders .....	74-82
Pressure Relief Valves .....	80
ProPulse Hose .....	56, 58
Pulleys	
Single Groove.....	102
Double Groove .....	102
Pulley Bushings .....	102
Pumps & Parts	
AR North America.....	88
Cat Pumps .....	91-93
Comet.....	20, 89
Everflo .....	20-21
Flojet .....	101
Flint & Walling .....	101
General Pump.....	94-99
Giant.....	90
Pentair-Hydro .....	101
Udor.....	19, 100-101
PVC Check Valves.....	68

# Q

Quick Connect	
Chemical Tip.....	67
Couplers.....	63

Garden Hose Fitting.....	64
Gutter Cleaner .....	35
Kits .....	4
Nozzle Holder .....	67
Plugs.....	63
Pressure Gauge.....	82
Spray Tips .....	4, 67
Wand Saver Plug .....	63
Quick Disconnect .....	66

# R

Regulators	
Cat Pumps .....	77
Regulating Unloaders	
Cat Pumps .....	77
General Pump .....	82
Regulating Valve.....	80
Rollover Nozzle .....	47
Rolling Surface Cleaner.....	25, 27
Roof Cleaner - Adjustable.....	26
Rotary Union Swivels .....	84
Rotating Nozzles .....	47-49

# S

Safety Glasses.....	112
Safety Goggles.....	112
Sewer Hose.....	59
Simoniz Chemicals.....	104-106
Soap Shooters.....	41
Soft Wash Nozzles .....	48
Soft Wash	
Banjo.....	22
Ball Valves .....	22-23
Couplers.....	22-23
Foam Spray Gun .....	19
Guns.....	19
Hose.....	18
Hose Clamps .....	18
Fittings .....	22
Lances/Wands .....	19
Pumps.....	20-21
Nozzles .....	23, 47
Nozzle Holder .....	52, 67
Spray Gun With Lance .....	19
Spray Tips .....	23
Trigger Valve .....	19
Wands/Lances .....	19

Sorbent Socks .....	103
Smart-Fill Gas Cans .....	103
Spill Kit.....	103
Spray Tips .....	4, 66-67
Spray Tip Kit .....	4,67
Spray Guns	
AR North America .....	73
Cat Pumps .....	70
General Pump .....	73
Giant .....	70
J.E. Adams .....	70
Kleen-Rite .....	69
Mecline .....	70
MTM Hydro .....	70
Soft Wash .....	19
Suttner .....	19, 71-72
Udor .....	19
Spray Gun Kit .....	4, 69
Spraying Systems	
Spray Tips.....	23, 53-54
Strainers .....	64
Surgical Towels.....	111
Surface Cleaners	
AR North America .....	24
BE Pressure.....	24
General Pump .....	30
Mosmatic.....	25-28
Suttner	
Adjustable Nozzle.....	47
Brushes & Accessories.....	40
Foam Spray Gun .....	19
Foamer Injector .....	44
Guns.....	71-73
Lance/Wand.....	35
Nozzle .....	49
Nozzle Repair Kits.....	49
Quick Connect	
Chemical Tip .....	67
Nozzle Holder.....	67
Spray Tips.....	67
Spray Tip Kit.....	67
Rollover Nozzle.....	47
Sewer Hose .....	59
Spray Tips .....	67
Super Balls .....	59
Swivels.....	85
Turbo Nozzles .....	49

Turbo Nozzle Repair Kit.....	49
Unloaders .....	79, 81
Wand/Lance.....	34-35
Swivels	
J.E. Adams .....	59, 85
Fluid Control .....	85
Kleen-Rite .....	83
Mosmatic.....	84-85, 87
Suttner.....	85
Super Swivel.....	86
<b>T</b>	
Tank Sprayers.....	46
Telescoping Wands .....	36-37
Ties, Cable .....	62
Tip Kits.....	4, 43, 66
Titan Hose Reels .....	62
Tools	
Cap Wrench .....	44
Drum Pump.....	44
Pail Opener .....	44
Plastic Spigot.....	44
Tough Cover Hose .....	56, 58
Towels	
Cotton Towels .....	110
Surgical Towels.....	111
Microfiber Towels .....	109
Towel Cleaner .....	108
Window Cleaning.....	109
Towels by Doctor Joe.....	108-111
Traffic Cone .....	112
Turbo Nozzles .....	49-50
Turbo Nozzle Repair Kits .....	49
<b>U</b>	
Uberflex Hose.....	56,58
Udor	
Pumps .....	100-101
Pump Parts & Kits.....	101
Trigger Valve.....	19
Undercarriage Cleaners.....	29
Universal Detergent .....	107
Unloaders	
AR North America .....	74-76
Cat Pumps .....	77
General Pump .....	76, 78-82
Giant .....	79, 81

Kleen-Rite .....	79
Suttner.....	79, 81
<b>V</b>	
Valves	
Ball Valves .....	22-23
Check Valves .....	68
Foot Valves .....	68
Safety Valve .....	76
<b>W</b>	
Wands/Lances .....	19, 33-36
Wand Saver Plug.....	63
WashJet Nozzles .....	53-55
Water Broom.....	31
Water Heaters	
Hot Box .....	6
Wet Sandblasters.....	32
Whirl-A-Way Surface Cleaner .....	24
<b>X</b>	
X-Jet.....	41-42
<b>Z</b>	
ZSI .....	63
Zinc Plated Plugs .....	63



# AUTHORIZATION AGREEMENT FOR DIRECT PAYMENTS (ACH DEBITS) For U.S. Bank Accounts ONLY

Company Name: \_\_\_\_\_ Customer # \_\_\_\_\_

I (we) hereby authorize KLEEN-RITE CORP. to initiate debit entries to my (our) Checking Account indicated below at the depository financial institution named below, hereinafter called DEPOSITORY, and to debit the same to such account. I (we) acknowledge that the origination of ACH transactions to my (our) account must comply with the provisions of U.S. law.

Depository Name: \_\_\_\_\_ Branch: \_\_\_\_\_

City: \_\_\_\_\_ State: \_\_\_\_\_ Zip: \_\_\_\_\_

Routing Number: \_\_\_\_\_ Account Number: \_\_\_\_\_

This authorization is to remain in full force and effect until KLEEN-RITE CORP. has received written notification from me (or either of us) of its termination in such manner as to afford KLEEN-RITE and DEPOSITORY a reasonable opportunity to act on it.

Name(s): \_\_\_\_\_ ID Number: \_\_\_\_\_

Date: \_\_\_\_\_ Signature: \_\_\_\_\_

*Please Print*

Date: \_\_\_\_\_ Signature: \_\_\_\_\_

Note: Debit authorizations must provide that the receiver may revoke the authorization only by notifying the originator in the manner specified in the authorization.

**\*\*Please attach voided check\*\***

**Effective July 1, 2013 Kleen-Rite Corporation will be implementing a new Payment Policy Change:** Any Non-Sufficient Checks or ACH Payments received will incur an additional charge of \$25.00 to off-set the fees we are charged by the bank. We regret that this change must occur, but the fees and tedious work involved in tracking down and clearing these charge backs has made this policy change necessary.



# GENERAL Nobody Does it Better!

## The Pressure Washing Leader for Over 40 Years PUMP



**KLEEN-RITE** CORP.

When Performance Under Pressure Matters Choose

**GIANT**

The BIGGEST Name in Pressure Washing




21290C Gun



P329 Pump



Thermal Relief Valves



Lances



Chemical Injectors



GX Series Pumps



Pop-Off Valves



22913A Unloader





**SHOP  
ONLINE**  
PRESSUREWASHERSUPPLIER.COM

- **LIVE CHAT:** Connect right online with our team of car wash experts!
- **CONVENIENT CHECK OUT:** Our easy one page check out process fast and simple.
- **FAVORITES LIST:** Create and shop from your own list of your favorite products.
- **RESOURCE LIBRARY:** Our library of pump breakdowns, wiring diagrams, SDS sheets and more.
- **FAQ:** Each product has a Frequently Asked Questions Tab, where you can post questions.

**KLEEN-RITE** CORP.

257 South 9th Street/PO Box 886  
Columbia PA 17512

BOUND PRINTED MATTER  
US POSTAGE PAID  
LANCASTER, PA  
PERMIT #1018

GET YOUR ORDER  
**FAST!**

Now Shipping From:  
**MISSOURI, NEVADA,  
TEXAS & PENNSYLVANIA!**

